
Product family datasheet

OSRAM DULUX D/E

CFLni, 2 tubes, with 4-pin base for ECG operation



Product family datasheet

Technical data

Product description	Electrical data	Photometrical data	Dimensions & weight		Temperatures & operating conditions	Certificates & standards	
	Nominal current	Light color (designation)	Overall length	Product weight	Ambient temperature range	Energy efficiency class	Energy consumption
DULUX D/E 10 W/840	0.19 A	LUMILUX Cool White	103.00 mm	28.5 g	-5...+40 °C	G	11.00 kWh/1000h
DULUX D/E 13 W/827	0.18 A	LUMILUX INTERNA	131.00 mm	35.00 g	-5...+40 °C	G	14.00 kWh/1000h
DULUX D/E 13 W/830	0.18 A	LUMILUX Warm White	131.00 mm	35.00 g	-5...+40 °C	G	14.00 kWh/1000h
DULUX D/E 13 W/840	0.18 A	LUMILUX Cool White	131.00 mm	35.00 g	-5...+40 °C	G	14.00 kWh/1000h
DULUX D/E 18 W/830	0.22 A	LUMILUX Warm White	146.00 mm	37.5 g	-5...+40 °C	G	19.00 kWh/1000h
DULUX D/E 18 W/840	0.22 A	LUMILUX Cool White	146.00 mm	37.5 g	-5...+40 °C	G	19.00 kWh/1000h
DULUX D/E 26 W/830	0.33 A	LUMILUX Warm White	164.50 mm	41.5 g	-5...+40 °C	G	27.00 kWh/1000h
DULUX D/E 26 W/840	0.33 A	LUMILUX Cool White	164.50 mm	41.5 g	-5...+40 °C	G	27.00 kWh/1000h
DULUX D/E 26 W/865	0.33 A	LUMILUX Cool Daylight	164.50 mm	41.5 g	-5...+40 °C	G	28.00 kWh/1000h

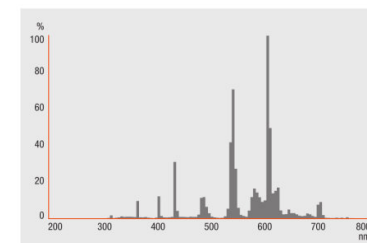
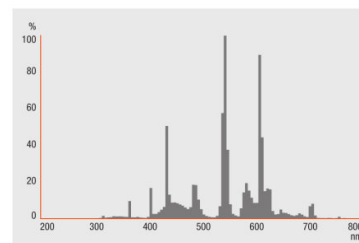
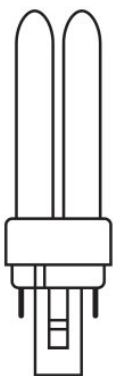
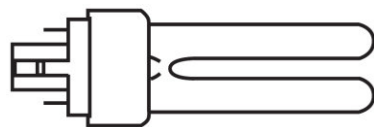
Environmental information Information according Art. 33 of EU Regulation (EC) 1907/2006 (REACH)

Product description	Date of Declaration	Primary Article Identifier	Declaration No. in SCIP database
DULUX D/E 10 W/840	18-04-2022	4050300017587	In work
DULUX D/E 13 W/827	18-04-2022	4050300012131	In work
DULUX D/E 13 W/830	18-04-2022	4050300389059	In work
DULUX D/E 13 W/840	18-04-2022	4050300017594	In work
DULUX D/E 18 W/830	18-04-2022	4050300327211	In work
DULUX D/E 18 W/840	18-04-2022	4050300017617	In work

Product family datasheet

Environmental information
Information according Art. 33 of EU Regulation (EC) 1907/2006
(REACH)

Product description	Date of Declaration	Primary Article Identifier	Declaration No. in SCIP database
DULUX D/E 26 W/830	18-04-2022	4050300327235	In work
DULUX D/E 26 W/840	18-04-2022	4050300020303	In work
DULUX D/E 26 W/865	18-04-2022	4008321185877	In work



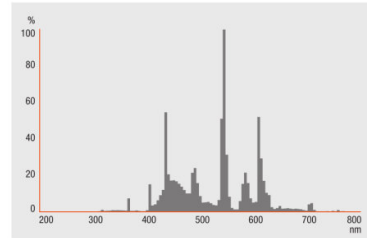
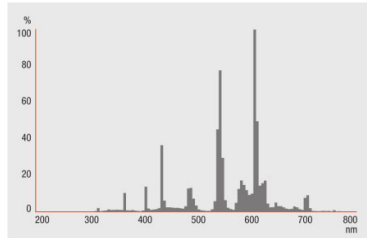
DULUX D/E 10 W/840, DULUX D/E 13 W/827, DULUX D/E 13 W/830, DULUX D/E 13 W/840, DULUX D/E 18 W/830, DULUX D/E 18 W/840, DULUX D/E 26 W/830, DULUX D/E 26 W/840

DULUX D/E 26 W/865

DULUX D/E 10 W/840, DULUX D/E 13 W/840, DULUX D/E 18 W/840, DULUX D/E 26 W/840

DULUX D/E 13 W/827

Product family datasheet



DULUX D/E 13 W/830, DULUX D/E 18 W/830, DULUX D/E 26 W/830

DULUX D/E 26 W/865

Equipment / Accessories

- Suitable for operation on electronic control gear

Application advice

For more detailed application information and graphics please see product datasheet.

Product family datasheet

Ecodesign regulation information:

Separate control gear and light sources must be disposed of at certified disposal companies in accordance with Directive 2012/19/EU (WEEE) in the EU and with Waste Electrical and Electronic Equipment (WEEE) Regulations 2013 in the UK. For this purpose, collection points for recycling centres and take-back systems (CRSO) are available from retailers or private disposal companies, which accept separate control gear and light sources free of charge. In this way, raw materials are conserved and materials are recycled.

Logistical Data

Product code	Product description	Packaging unit (Pieces/Unit)	Dimensions (length x width x height)	Volume	Gross weight
4050300017587	DULUX D/E 10 W/840	Shipping carton box 10	186 mm x 133 mm x 82 mm	2.03 dm ³	428.00 g
4050300012131	DULUX D/E 13 W/827	Shipping carton box 10	187 mm x 160 mm x 84 mm	2.51 dm ³	543.00 g
4050300389059	DULUX D/E 13 W/830	Shipping carton box 10	164 mm x 159 mm x 110 mm	2.87 dm ³	543.00 g
4050300017594	DULUX D/E 13 W/840	Shipping carton box 10	187 mm x 153 mm x 111 mm	3.18 dm ³	543.00 g
4050300327211	DULUX D/E 18 W/830	Shipping carton box 10	133 mm x 174 mm x 135 mm	3.12 dm ³	606.50 g
4050300017617	DULUX D/E 18 W/840	Shipping carton box 10	151 mm x 173 mm x 120 mm	3.13 dm ³	615.00 g
4050300327235	DULUX D/E 26 W/830	Shipping carton box 10	152 mm x 186 mm x 129 mm	3.65 dm ³	665.00 g
4050300020303	DULUX D/E 26 W/840	Shipping carton box 10	196 mm x 182 mm x 110 mm	3.92 dm ³	665.00 g
4008321185877	DULUX D/E 26 W/865	Shipping carton box 10	192 mm x 191 mm x 93 mm	3.41 dm ³	624.00 g

Product family datasheet

Logistical Data

The mentioned product code describes the smallest quantity unit which can be ordered. One shipping unit can contain one or more single products. When placing an order, for the quantity please enter single or multiples of a shipping unit.

References / Links

For more information on QUICKTRONIC electronic control gear go to

▶ www.osram.com/QUICKTRONIC

Disclaimer

— Subject to change without notice. Errors and omission excepted. Always make sure to use the most recent release.

OSRAM is distribution partner
of LEDVANCE of LAMPS

OSRAM

OSRAM GmbH
Marcel-Breuer-Strasse 6
80807 Munich, Germany