
Product family datasheet

OSRAM DULUX L LUMILUX

CFLni, with 4-pin 2G11 base for ECG/CCG operation



Product family datasheet

Technical data

Product description	Electrical data	Photometrical data	Dimensions & weight		Temperatures & operating conditions	Additional product data	Certificates & standards
	Nominal current	Light color (designation)	Overall length	Product weight	Ambient temperature range	Product remark	Energy efficiency class
DULUX L 18 W/830 2G11 ¹⁾	0.38 A	LUMILUX Warm White	221.00 mm	55.4 g	-5...+40 °C	For ECG and CCG operation	G
DULUX L 18 W/840 2G11 ¹⁾	0.38 A	LUMILUX Cool White	221.00 mm	55.4 g	-5...+40 °C	For ECG and CCG operation	G
DULUX L 24 W/827 2G11 ¹⁾	0.34 A	LUMILUX INTERNA	321.00 mm	73.66 g	-5...+40 °C	For ECG and CCG operation	G
DULUX L 24 W/830 2G11 ¹⁾	0.34 A	LUMILUX Warm White	321.00 mm	73.66 g	-5...+40 °C	For ECG and CCG operation	G
DULUX L 24 W/840 2G11 ¹⁾	0.34 A	LUMILUX Cool White	321.00 mm	73.66 g	-5...+40 °C	For ECG and CCG operation	G
DULUX L 36 W/830 2G11 ¹⁾	0.43 A	LUMILUX Warm White	415.00 mm	94.29 g	-5...+40 °C	For ECG and CCG operation	G
DULUX L 36 W/840 2G11 ¹⁾	0.43 A	LUMILUX Cool White	415.00 mm	94.29 g	-5...+40 °C	For ECG and CCG operation	G
DULUX L 40 W/840 2G11 ²⁾	0.32 A	LUMILUX Cool White	538.00 mm	120.5 g	-5...+40 °C	For ECG operation only	G
DULUX L 55 W/827 2G11 ²⁾	0.55 A	LUMILUX INTERNA	538.00 mm	120.5 g	-5...+40 °C	For ECG operation only	G
DULUX L 55 W/830 2G11 ²⁾	0.55 A	LUMILUX Warm White	538.00 mm	120.5 g	-5...+40 °C	For ECG operation only	G
DULUX L 55 W/840 2G11 ²⁾	0.55 A	LUMILUX Cool White	538.00 mm	120.5 g	-5...+40 °C	For ECG operation only	G
DULUX L 55 W/865 2G11 ²⁾	0.55 A	LUMILUX Cool Daylight	538.00 mm	120.5 g	-5...+40 °C	For ECG operation only	G
DULUX L 80 W/830 2G11 ²⁾	0.56 A	LUMILUX Warm White	565.00 mm	122.00 g	-5...+40 °C	For ECG operation only	G

Product family datasheet

	Electrical data	Photometrical data	Dimensions & weight		Temperatures & operating conditions	Additional product data	Certificates & standards
Product description	Nominal current	Light color (designation)	Overall length	Product weight	Ambient temperature range	Product remark	Energy efficiency class
DULUX L 80 W/840 2G11 ²⁾	0.56 A	LUMILUX Cool White	565.00 mm	122.00 g	-5...+40 °C	For ECG operation only	G

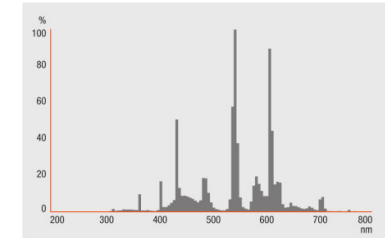
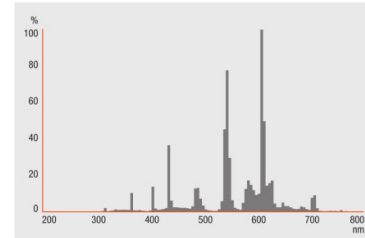


Environmental information Information according Art. 33 of EU Regulation (EC) 1907/2006 (REACH)

Product description	Energy consumption	Date of Declaration	Primary Article Identifier	Declaration No. in SCIP database
DULUX L 18 W/830 2G11 ¹⁾	19.00 kWh/1000h	18-04-2022	4050300010731	In work
DULUX L 18 W/840 2G11 ¹⁾	19.00 kWh/1000h	18-04-2022	4050300010724	In work
DULUX L 24 W/827 2G11 ¹⁾	26.00 kWh/1000h	18-04-2022	4050300010779	In work
DULUX L 24 W/830 2G11 ¹⁾	26.00 kWh/1000h	18-04-2022	4050300010762	In work
DULUX L 24 W/840 2G11 ¹⁾	26.00 kWh/1000h	18-04-2022	4050300010755	In work
DULUX L 36 W/830 2G11 ¹⁾	38.00 kWh/1000h	18-04-2022	4050300010793	In work
DULUX L 36 W/840 2G11 ¹⁾	38.00 kWh/1000h	18-04-2022	4050300010786	In work
DULUX L 40 W/840 2G11 ²⁾	42.00 kWh/1000h	18-04-2022	4050300279909	In work
DULUX L 55 W/827 2G11 ²⁾	58.00 kWh/1000h	18-04-2022	4050300315881	In work
DULUX L 55 W/830 2G11 ²⁾	58.00 kWh/1000h	18-04-2022	4050300298917	In work
DULUX L 55 W/840 2G11 ²⁾	58.00 kWh/1000h	18-04-2022	4050300295879	In work
DULUX L 55 W/865 2G11 ²⁾	58.00 kWh/1000h	18-04-2022	4050300553900	In work
DULUX L 80 W/830 2G11 ²⁾	83.00 kWh/1000h	18-04-2022	4050300665467	In work
DULUX L 80 W/840 2G11 ²⁾	83.00 kWh/1000h	18-04-2022	4050300665481	In work

¹⁾ For ECG and CCG operation

²⁾ For ECG operation only

Product family datasheet



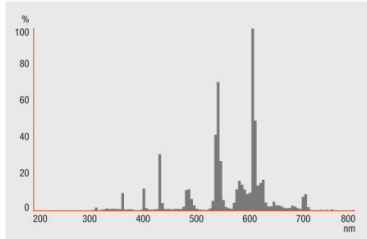
DULUX L 18 W/830 2G11, DULUX L 18 W/840 2G11, DULUX L 24 W/827 2G11, DULUX L 24 W/830 2G11, DULUX L 24 W/840 2G11, DULUX L 36 W/830 2G11, DULUX L 36 W/840 2G11, DULUX L 40 W/840 2G11, DULUX L 55 W/827 2G11, DULUX L 55 W/830 2G11, DULUX L 55 W/840 2G11, DULUX L 55 W/865 2G11

DULUX L 80 W/830 2G11, DULUX L 80 W/840 2G11

DULUX L 18 W/830 2G11, DULUX L 24 W/830 2G11, DULUX L 80 W/830 2G11

DULUX L 18 W/840 2G11, DULUX L 24 W/840 2G11, DULUX L 80 W/840 2G11

Product family datasheet



DULUX L 24 W/827 2G11

Equipment / Accessories

- Suitable for standard control gears and starters
- Suitable for operation on electronic and conventional control gear

Application advice

For more detailed application information and graphics please see product datasheet.

Product family datasheet

Ecodesign regulation information:

Separate control gear and light sources must be disposed of at certified disposal companies in accordance with Directive 2012/19/EU (WEEE) in the EU and with Waste Electrical and Electronic Equipment (WEEE) Regulations 2013 in the UK. For this purpose, collection points for recycling centres and take-back systems (CRSO) are available from retailers or private disposal companies, which accept separate control gear and light sources free of charge. In this way, raw materials are conserved and materials are recycled.

Logistical Data

Product code	Product description	Packaging unit (Pieces/Unit)	Dimensions (length x width x height)	Volume	Gross weight
4050300010731	DULUX L 18 W/830 2G11	Shipping carton box 10	260 mm x 103 mm x 136 mm	3.64 dm ³	791.75 g
4050300010724	DULUX L 18 W/840 2G11	Shipping carton box 10	260 mm x 103 mm x 136 mm	3.64 dm ³	903.00 g
4050300010779	DULUX L 24 W/827 2G11	Shipping carton box 10	361 mm x 103 mm x 136 mm	5.06 dm ³	1076.50 g
4050300010762	DULUX L 24 W/830 2G11	Shipping carton box 10	361 mm x 103 mm x 136 mm	5.06 dm ³	1093.75 g
4050300010755	DULUX L 24 W/840 2G11	Shipping carton box 10	361 mm x 103 mm x 136 mm	5.06 dm ³	1099.00 g
4050300010793	DULUX L 36 W/830 2G11	Shipping carton box 10	455 mm x 103 mm x 136 mm	6.37 dm ³	1369.00 g
4050300010786	DULUX L 36 W/840 2G11	Shipping carton box 10	455 mm x 119 mm x 136 mm	7.36 dm ³	1410.00 g
4050300279909	DULUX L 40 W/840 2G11	Shipping carton box 10	136 mm x 103 mm x 578 mm	8.10 dm ³	1663.00 g
4050300315881	DULUX L 55 W/827 2G11	Shipping carton box 10	136 mm x 103 mm x 578 mm	8.10 dm ³	1663.00 g

Product family datasheet

Logistical Data

4050300298917	DULUX L 55 W/830 2G11	Shipping carton box 10	136 mm x 103 mm x 578 mm	8.10 dm ³	1663.00 g
4050300295879	DULUX L 55 W/840 2G11	Shipping carton box 10	136 mm x 103 mm x 578 mm	8.10 dm ³	1663.00 g
4050300553900	DULUX L 55 W/865 2G11	Shipping carton box 10	136 mm x 103 mm x 578 mm	8.10 dm ³	2173.00 g
4050300665467	DULUX L 80 W/830 2G11	Shipping carton box 10	140 mm x 107 mm x 617 mm	9.24 dm ³	1810.00 g
4050300665481	DULUX L 80 W/840 2G11	Shipping carton box 10	140 mm x 107 mm x 617 mm	9.24 dm ³	1810.00 g

The mentioned product code describes the smallest quantity unit which can be ordered. One shipping unit can contain one or more single products. When placing an order, for the quantity please enter single or multiples of a shipping unit.

References / Links

For more information on QUICKTRONIC electronic control gear go to

- ▶ www.osram.com/QUICKTRONIC

For more information on the system guarantee and the terms and conditions of the guarantee visit

- ▶ www.osram.com/system-guarantee

Disclaimer

Subject to change without notice. Errors and omission excepted. Always make sure to use the most recent release.

OSRAM is distribution partner
of LEDVANCE of LAMPS

OSRAM

OSRAM GmbH
Marcel-Breuer-Strasse 6
80807 Munich, Germany