

PTi 35/220...240 S MINI

POWERTRONIC INTELLIGENT PTi S | ECG for HID lamps, for installation in luminaires



Product family features

- Energy Efficiency Index EEI: A2
- Supply voltage: 220...240 V
- Line frequency: 50...60 Hz
- RI suppression: to EN 55015/CISPR 15
- Safety: to EN 61347-2-12
- Line harmonics according to EN 61000-3-2
- Immunity according to EN 61547

Product family benefits

- Long reliable life at maximum permitted temperatures
- Compact dimensions and low weight for small luminaire designs
- Excellent thermal behavior for very high limit temperatures t_c and t_a
- Automatic safety shutdown of lamps in the event of a defect or at end of life (EoL)

Areas of application

- Shop lighting
- Health and fitness areas (in luminaires with protection class IP66 or higher)
- Effect and accent lighting

Technical data

Electrical data

Lamp wattage	39 W
Maximum output power	39 W
Line current	0.19 A ¹⁾
Ignition voltage	3.0 kVp
Operating frequency	0.100...0.120 kHz
System wattage	43.00 W
Efficiency in full-load	90 %
Input voltage AC	198...264 V
Nominal voltage	220...240 V
Mains frequency	50...60 Hz
Power factor λ	0.95 ²⁾
Inrush current	20 A ³⁾
Max. ECG no. on circuit breaker 10 A (B)	17 ⁴⁾
Max. ECG no. on circuit breaker 16 A (B)	28 ⁴⁾
Max. no. of ECGs on 16A MCB with EBN-OS	70 ⁴⁾
Protective conductor current	0.1 mA
U-OUT (working voltage)	250 V
Max. working voltage between LH and LL	250 V
Max. working voltage betw. LL/LH & earth	250 V
Max. capacitance of wire ECG/lamp	40 pF

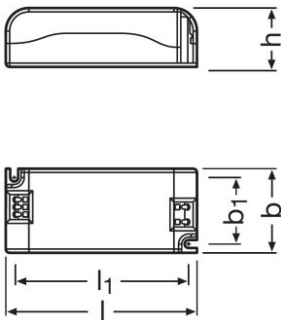
1) At 230 V_{AC}

2) Minimum

3) $t_{width} = 170 \mu s$ (measured at 50 % I_{peak})

4) Type B

Dimensions & weight



Length	97.0 mm
--------	---------

Product datasheet

Width	43.0 mm
Height	30.0 mm
Mounting hole spacing, length	88.0 mm
Mounting hole spacing, width	34.0 mm
Cable cross-section, input side	0.5...1.5 mm ²
Cable cross-section, output side	0.5...1.5 mm ²
Wire preparation length, input side	8.5...9.5 mm
Wire preparation length, output side	8.5...9.5 mm
Product weight	105.00 g

Colors & materials

Casing material	Plastic
-----------------	---------

Temperatures & operating conditions

Ambient temperature range	-25...+50 °C
Maximum temperature at tc test point	80 °C

Lifespan

ECG lifetime	50000 h ¹⁾
--------------	-----------------------

¹⁾ At maximum T_c / 10% failure rate

Additional product data

Design / version	Built-in unit
Suitable for lamp power (1 lamp)	39 W

Capabilities

Max. cable length to lamp/LED module	0.5 m
Overheating protection	Power reduction and switch off at T > 80 °C at the tc point
ECG reset time	> 0.5 s
Dimmable	No
Restriction on ignition time	20 min
Suitable for fixtures with prot. class	I / II
Intended for no-load operation	No

Certificates & standards

Approval marks – approval	ENEC 10 / VDE / VDE-EMC / EAC / C-Tick
Type of protection	IP20
EEI – Energy Label	A2

Product datasheet

Standards	Acc. to EN 61347-2-12/Acc. to EN 55015/Acc. to EN 61000-3-2/Acc. to EN 61547
-----------	--

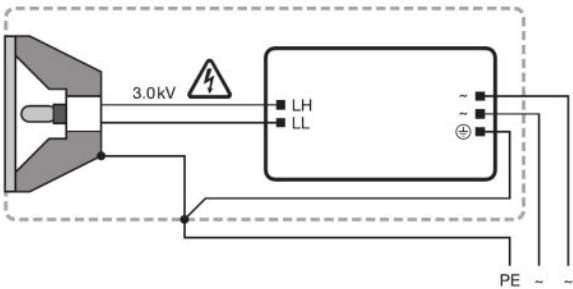
Logistical data

Commodity code	85041080900
----------------	-------------

Environmental information

Information according Art. 33 of EU Regulation (EC) 1907/2006 (REACH)	
Date of Declaration	19-05-2023
Primary Article Identifier	4008321955906
Candidate List Substance 1	Lead
CAS No. of substance 1	7439-92-1
Safe Use Instruction	The identification of the Candidate List substance is sufficient to allow safe use of the article.
Declaration No. in SCIP database	bcd731d9-6096-4f94-95cc-8d9340b26161

Wiring Diagram



342377_Setup for Built-in-ECG

Product datasheet

Safety advice

Ballast losses and lamp heat radiation can lead to heat accumulation in a completely closed case. Therefore it is necessary to ensure that the temperature at the measuring point t of the ECG does not exceed the maximum value.








Attention!

For safety reasons disconnect the device before replacing the lamp!
Any conductive material must have a minimum distance of 4 mm to the front of the terminal block.
Installation by qualified electrician only.
Terminals for protective earth not suitable for any through connection.

Additional product information

- In order to achieve good radio interference suppression:1. Keep the cable between ECG and lamp as short as possible.2. The single lamp wires must be routed as close as possible to each other.

Download Data

File	
	User instruction POWERTRONIC PTi S PT FIT S
	Tender documents 339884_Tender Document for POWERTRONIC EVG.eng
	Certificates 554891_EAC PT family
	Certificates PTO PTi ENEC 40035813 020623
	Declarations of conformity PT_FIT PTi PTo CE 3363432 020823
	Declarations of conformity Pti Pto PT-FIT EMC 280722
	Operating instructions 590729_EAC - PTi S PT-FIT S

Ecodesign regulation information:

Separate control gear and light sources must be disposed of at certified disposal companies in accordance with Directive 2012/19/EU (WEEE) in the EU and with Waste Electrical and Electronic Equipment (WEEE) Regulations 2013 in the UK. For this purpose, collection points for recycling centres and take-back systems (CRSO) are available from retailers or private disposal companies, which accept separate control gear and light sources free of charge. In this way, raw materials are conserved and materials are recycled.

Product datasheet

Logistical Data

Product code	Product description	Packaging unit (Pieces/Unit)	Dimensions (length x width x height)	Volume	Gross weight
4008321955906	PTi 35/220...240 S MINI	Shipping carton box 20	228 mm x 208 mm x 78 mm	3.70 dm ³	2303.00 g

The mentioned product code describes the smallest quantity unit which can be ordered. One shipping unit can contain one or more single products. When placing an order, for the quantity please enter single or multiples of a shipping unit.

Disclaimer

Subject to change without notice. Errors and omission excepted. Always make sure to use the most recent release.

PTi 35/220...240 S MINI

POWERTRONIC INTELLIGENT PTi S | ECG for HID lamps, for installation in luminaires

Product name	Lamp group
PTi 35/220...240 S MINI	HCI-T 35W
	HCI-TF 35W