

PTi 35/220...240 S

POWERTRONIC INTELLIGENT PTi S | ECG for HID lamps, for installation in luminaires



Product family features

- Energy Efficiency Index EEI: A2
- Supply voltage: 220...240 V
- Line frequency: 50...60 Hz
- RI suppression: to EN 55015/CISPR 15
- Safety: to EN 61347-2-12
- Line harmonics according to EN 61000-3-2
- Immunity according to EN 61547

Product family benefits

- Long reliable life at maximum permitted temperatures
- Compact dimensions and low weight for small luminaire designs
- Excellent thermal behavior for very high limit temperatures t_c and t_a
- Automatic safety shutdown of lamps in the event of a defect or at end of life (EoL)

Areas of application

- Shop lighting
- Health and fitness areas (in luminaires with protection class IP66 or higher)
- Effect and accent lighting

Product datasheet

Technical data

Electrical data

Lamp wattage	39 W
Maximum output power	39 W
Line current	0.19 A ¹⁾
Ignition voltage	4.5 kVp
Operating frequency	0.200...0.240 kHz
System wattage	43.00 W
Efficiency in full-load	91 %
Input voltage AC	198...264 V
Nominal voltage	220...240 V
Mains frequency	50...60 Hz
Power factor λ	0.95 ²⁾
Inrush current	30 A ³⁾
Max. ECG no. on circuit breaker 10 A (B)	15 ⁴⁾
Max. ECG no. on circuit breaker 16 A (B)	26 ⁴⁾
Max. no. of ECGs on 16A MCB with EBN-OS	65 ⁴⁾
Protective conductor current	0.25 mA
U-OUT (working voltage)	250 V
Max. working voltage between LH and LL	250 V
Max. working voltage betw. LL/LH & earth	250 V
Max. capacitance of wire ECG/lamp	120 pF

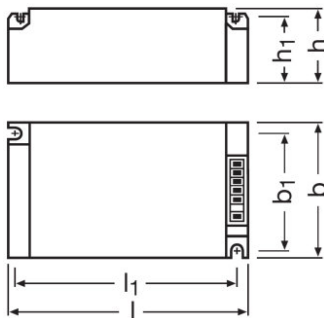
1) At 230 V_{AC}

2) Minimum

3) $t_{width} = 150 \mu s$ (measured at 50 % I_{peak})

4) Type B

Dimensions & weight



Length	110.0 mm
--------	----------

Product datasheet

Width	75.0 mm
Height	30.0 mm
Mounting hole spacing, length	99.0 mm
Mounting hole spacing, width	64.0 mm
Cable cross-section, input side	0.5...2.5 mm ²
Cable cross-section, output side	0.5...2.5 mm ²
Wire preparation length, input side	10...11 mm
Wire preparation length, output side	10...11 mm
Product weight	250.00 g

Colors & materials

Casing material	Metal
-----------------	-------

Temperatures & operating conditions

Ambient temperature range	-25...+65 °C
Maximum temperature at tc test point	85 °C

Lifespan

ECG lifetime	50000 h ¹⁾
--------------	-----------------------

¹⁾ At maximum T_c / 10% failure rate

Additional product data

Design / version	Built-in unit
Suitable for lamp power (1 lamp)	39 W

Capabilities

Max. cable length to lamp/LED module	1.5 m
Overheating protection	Power reduction and switch off at T > 85 °C at the tc point
Overvoltage protection at 275...300 V	48 h ¹⁾
Overvoltage protection at 300...320 V	2 h ¹⁾
Overvoltage protection at 320...350 V	5 min ²⁾
ECG reset time	> 0.5 s
Dimmable	No
Restriction on ignition time	20 min
Suitable for fixtures with prot. class	I
Intended for no-load operation	No

¹⁾ Control gear switches off after 40 s

²⁾ Control gear switches off or does not start

Product datasheet

Certificates & standards

Approval marks – approval	ENEC 10 / VDE / VDE-EMC / EAC / C-Tick
Type of protection	IP20
EEI – Energy Label	A2
Standards	Acc. to EN 61547/Acc. to EN 61000-3-2/IEC 1000-3-2/Acc. to EN 61347-2-12/Acc. to EN 55015/Acc. to EN 61000-3-2/Acc. to EN 61547

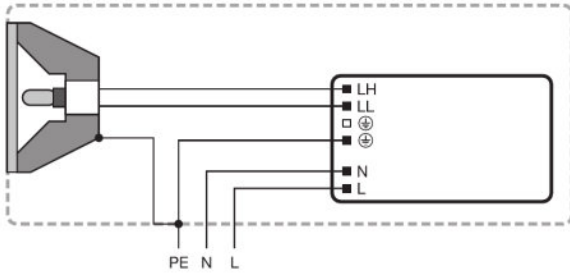
Logistical data

Commodity code	85041080900
----------------	-------------

Environmental information

Information according Art. 33 of EU Regulation (EC) 1907/2006 (REACH)	
Date of Declaration	26-05-2023
Primary Article Identifier	4008321073112
Candidate List Substance 1	Lead
CAS No. of substance 1	7439-92-1
Safe Use Instruction	The identification of the Candidate List substance is sufficient to allow safe use of the article.
Declaration No. in SCIP database	08ba73c3-774a-44b6-ad92-2341e3613ca0

Wiring Diagram



342165_Setup for ECG Installation

Safety advice

Ballast losses and lamp heat radiation can lead to heat accumulation in a completely closed case. Therefore it is necessary to ensure that the temperature at the measuring point t of the ECG does not exceed the maximum value.

Attention!

For safety reasons disconnect the device before replacing the lamp!
Any conductive material must have a minimum distance of 4 mm to the front of the terminal block.
Installation by qualified electrician only.
Terminals for protective earth not suitable for any through connection.














Additional product information

- In order to achieve good radio interference suppression:1. Keep the cable between ECG and lamp as short as possible.2. The single lamp wires must be routed as close as possible to each other.

Download Data

File

Product datasheet

	User instruction POWERTRONIC PTi S PT FIT S
	Addon Technical Information 58001_ADDON TECHNICAL INFORMATION PTi 35 S, PTi 70 S (GB)
	Tender documents 339884_Tender Document for POWERTRONIC EVG.eng
	Certificates 554891_EAC PT family
	Certificates PTO PTi ENEC 40035813 020623
	Declarations of conformity Powertronic UK DoC 4278196 150222
	Declarations of conformity PT_FIT PTi PTo CE 3363432 020823
	Declarations of conformity Pti Pto PT-FIT EMC 280722
	Operating instructions 590729_EAC - PTi S PT-FIT S
	CAD data 3-dim 313434_110x75x30 9900004
	CAD data 3-dim 313482_110x75x30 9900004
	CAD data 3-dim 313512_110x75x30 9900004
	CAD data PDF 313407_110x75x30 9900004

Ecodesign regulation information:

Separate control gear and light sources must be disposed of at certified disposal companies in accordance with Directive 2012/19/EU (WEEE) in the EU and with Waste Electrical and Electronic Equipment (WEEE) Regulations 2013 in the UK. For this purpose, collection points for recycling centres and take-back systems (CRSO) are available from retailers or private disposal companies, which accept separate control gear and light sources free of charge. In this way, raw materials are conserved and materials are recycled.

Logistical Data

Product code	Product description	Packaging unit (Pieces/Unit)	Dimensions (length x width x height)	Volume	Gross weight
4008321073112	PTi 35/220...240 S	Shipping carton box 20	412 mm x 136 mm x 186 mm	10.42 dm ³	5169.89 g

The mentioned product code describes the smallest quantity unit which can be ordered. One shipping unit can contain one or more single products. When placing an order, for the quantity please enter single or multiples of a shipping unit.

Product datasheet

Disclaimer

Subject to change without notice. Errors and omission excepted. Always make sure to use the most recent release.

PTi 35/220...240 S

POWERTRONIC INTELLIGENT PTi S | ECG for HID lamps, for installation in luminaires

Product name	Lamp group
PTi 35/220...240 S	HCI-T 35W
	HCI-TF 35W