

HTN 75/230...240 I

HALOTRONIC-COMPACT – HTM, HTN | Electronic transformers for low-voltage halogen lamps



Product family features

- Line frequency: 50...60 Hz
- RI suppression: to EN 55015 (A1: 2007)/CISPR 15, EN 55022
- Line harmonics according to EN 61000-3-2
- Immunity according to EN 61547
- Safety: to EN 61347
- Short-circuit protection, overload protection, overtemperature protection: electronically reversible
- Electrical isolation between the primary side and the secondary side
- Dimmable on the leading edge (without HTN) and trailing edge

Product family benefits

- Very low power loss thanks to high efficacy
- Strain relief suitable for different cable types (HTM)
- Suitable for space-critical installation thanks to compact functional design
- Extremely compact transformer for highly space-critical installation conditions (HTN)
- Protective operation throughout the entire partial-load range for long lamp life

Areas of application

- Effect and accent lighting
- Living rooms
- Object lighting
- Conference rooms
- Restaurants
- Recessed and surface-mounted furniture luminaires
- Shop lighting
- Event rooms

Technical data

Electrical data

Lamp wattage	20...75 W
Maximum output power	75 W
Line current	0.32 A ¹⁾
Nominal voltage	230...240 V
Power factor λ	0.95 ²⁾
Operating frequency	50 kHz ³⁾
Nominal output voltage	11.5 / 11.7 V ⁴⁾
Input voltage AC	207...254 V
Mains frequency	50...60 Hz
System wattage	79.00 W
Efficiency in full-load	95 %
Input voltage range	230...240 V
Max. ECG no. on circuit breaker 10 A (B)	37
Max. ECG no. on circuit breaker 16 A (B)	59
Galvanic isolation primary/secondary	4.00 kV ⁵⁾
Inrush current	0.37 A ⁶⁾

¹⁾ Effectively

²⁾ Minimum

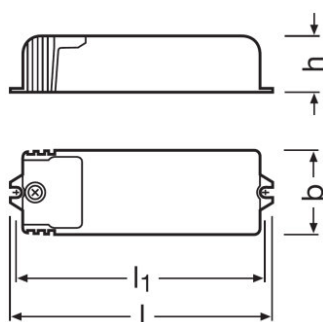
³⁾ Approximately

⁴⁾ 75 W / 20 W

⁵⁾ eff

⁶⁾ Maximum

Dimensions & weight



Length	104.0 mm
Width	33.0 mm
Mounting hole spacing, length	98.0 mm

Product datasheet

Height	22.0 mm
Mounting hole spacing, width	-
Cable cross-section, input side	1.5 mm ²
Cable cross-section, output side	1.5 mm ²
Wire preparation length, input side	10 / 6.0 mm ¹⁾
Wire preparation length, output side	10 / 6.0 mm ¹⁾
Product weight	68.00 g

¹⁾ Cable sheath / Wire

Temperatures & operating conditions

Ambient temperature range	0...+50 °C
Maximum temperature at tc test point	85 °C

Additional product data

Design / version	Very small with cable clamp
------------------	-----------------------------

Capabilities

Dimming method	Trailing-edge phase control
Overload protection	Automatic reversible
Overheating protection	Automatic reversible
Short-circuit protection	Automatic reversible
Max. cable length to lamp/LED module	2.0 m
Cable/wire types, input side	NYM 3x1.5 / H05VV-F 2x0.75 / H03VV-F 2x0.75 / H03VVH2-F 2x0.75 mm ²
Cable/wire types, output side	NYM 3x1.5 / H05VV-F 2x0.75 / H03VV-F 2x0.75 mm ²
Dimmable	Yes
Dimming range	0...100 %
No-load proof	Yes
Suitable for fixtures with prot. class	II
Intended for no-load operation	No

Certificates & standards

Approval marks – approval	VDE / VDE-EMC / E1 approval / EAC
Standards	Acc. to DIN VDE 0875/CISPR 15/EN 55015/Acc. to EN 61547/Acc. to EN 61000-3-2/Acc. to EN 61347/Acc. to EN 55015/Acc. to EN 61000-3-2/Acc. to EN 61547/Acc. to EN 61047
Type of protection	IP20

Logistical data













Product datasheet

Commodity code	850440959000
----------------	--------------

Environmental information

Information according Art. 33 of EU Regulation (EC) 1907/2006 (REACH)	
Date of Declaration	14-04-2022
Primary Article Identifier	4008321073037
Candidate List Substance 1	Lead
CAS No. of substance 1	7439-92-1
Safe Use Instruction	The identification of the Candidate List substance is sufficient to allow safe use of the article.
Declaration No. in SCIP database	b3c362b8-6ab5-4fc3-9ef3-3665a1d0822a

Download Data

File	
	User instruction HALOTRONIC HTM HTN HTL
	User instruction HTLHTMHTN UI 080518
	Addon Technical Information 321701_ATI HTN 75230-240 I (GB)
	Certificates 504178_EAC HT family
	Certificates VDE ENEC Certificate 40024665
	Certificates HALOTRONIC EMC 134590 280722
	Declarations of conformity HALOTRONIC ET PARROT CE 3674444 150222
	Installation/Operation notice 334738_HALOTRONIC – Manual
	CAD data 3-dim 313425_98(104)x33x22 9900005
	CAD data 3-dim 313427_98(104)x33x22 9900005
	CAD data 3-dim 313504_98(104)x33x22 9900005
	CAD data PDF 313417_98(104)x33x22 9900005

Product datasheet

Ecodesign regulation information:

Separate control gear and light sources must be disposed of at certified disposal companies in accordance with Directive 2012/19/EU (WEEE) in the EU and with Waste Electrical and Electronic Equipment (WEEE) Regulations 2013 in the UK. For this purpose, collection points for recycling centres and take-back systems (CRSO) are available from retailers or private disposal companies, which accept separate control gear and light sources free of charge. In this way, raw materials are conserved and materials are recycled.

Logistical Data

Product code	Product description	Packaging unit (Pieces/Unit)	Dimensions (length x width x height)	Volume	Gross weight
4008321073037	HTN 75/230...240 I	Shipping carton box 20	235 mm x 75 mm x 179 mm	3.15 dm ³	1692.00 g

The mentioned product code describes the smallest quantity unit which can be ordered. One shipping unit can contain one or more single products. When placing an order, for the quantity please enter single or multiples of a shipping unit.

Disclaimer

Subject to change without notice. Errors and omission excepted. Always make sure to use the most recent release.