

LF800S -G4-927-10

LINEARlight FLEX ShortPitch | – LED modules for professional and industrial applications



Product family benefits

- Color consistency up to 2 SDCM on entire light strip thanks to Single-bin technology
- Color rendering options R_a : 80 and 90
- Service lifetime (L80/B10): up to 60,000 h
- LM79 and LM80 compliant
- Embedded constant current regulators
- No solder-joints on circuit board
- Flexible and cuttable LED strips
- Dimmable (with suitable PWM dimming methods)

Areas of application

- For high-end application with dedicated equipment and accessories



Technical data

Electrical data

Nominal voltage	24.0 V
Type of current	DC
Nominal wattage per meter	7.0 W
Rated wattage	70.00 W
Input voltage range	23...25 V
Accidental reverse input voltage protection up to	25 V

Photometrical data

Light color LED	White
Color temperature	2750 K
Color rendering index Ra	≥90
Luminous flux per meter	620 lm
Total useful luminous flux	6200 lm
Luminous efficacy	89 lm/W
Standard deviation of color matching	≤3 sdc _m
Light color (designation)	White

Light technical data

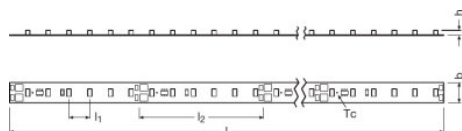
LED pitch	8.33 mm
Beam angle	120 °
Rated beam angle (half peak value)	120.00 °
Starting time	< 0.5 s
Warm-up time (60 %)	< 0.50 s

LED module information

Number of LEDs per meter	120
Number of LEDs per smallest unit	6
Maximum operable length	10000 mm ¹⁾

¹⁾ Max. cumulative product length powering it from a single end

Dimensions & weight



Length	10000 mm
Length – smallest unit	50.0 mm
Width	8.00 mm
Height	1.40 mm
Product weight	103.60 g

Temperatures & operating conditions

Performance temp. acc. to IEC 62717	45 °C
Temperature range in operation at Tc point	-30...75 °C ¹⁾
Ambient temperature range	-30...+50 °C ²⁾
Temperature range at storage	-40...+85 °C

¹⁾ Exceeding the maximum ratings will reduce expected life time or destroy the LED strip.

²⁾ Rated ambient temp. 25°C/Providing that temperature at Tc point is below max value during operation/Temperature ramping for environmental testing acc. to IEC 62717, 1K/min

Lifespan

Rated lamp life time	60000 h
Nominal lamp life time	60000 h
Lumen main.fact.at end of nom.life time	0.70
Number of switching cycles	15000

Additional product data

Successor EAN	4062172170017
ID of contained light source	LS_TRV_274065

Capabilities

Lowest bending radius	20 mm
------------------------------	-------

Product datasheet

Certificates & standards

Energy efficiency class	A+ ¹⁾
Energy consumption	77 kWh/1000h
Standards	CE; ENEC 10 VDE/EAC/UL Recognized component according UL 8750
Type of protection	IP20
Energy efficiency class of the contained light source	G

¹⁾ Applicable to nearest length value to 50 cm (EN 62717 cl. 6.1)

Logistical data

Commodity code	940540399000
----------------	--------------

Environmental information

Information according Art. 33 of EU Regulation (EC) 1907/2006 (REACH)	
Date of Declaration	18-04-2022
Primary Article Identifier	4052899575912
Declaration No. in SCIP database	In work

Equipment / Accessories













- Flexessories: a complete set of aluminum channels with diffusers and lenses
- Connectors: quick-and-easy toolless installation with SLIMCONNECTsystem G2
- Drivers and dimmers: wide selection of OPTOTRONIC 24 V DALI, DMX and BLE
- Check for more detailed information the specification sheets in the download section

Additional product information

- Some LED modules are equipped with a self-adhesive tape for attaching the LED module to suitable materials, such as aluminum profiles, which must be clean and free of oil or silicone coatings, as well as other dirt/dust particles. The adhesive tape is intended for single use and if removed may damage the material to which it is stuck and the LED module itself, which must then be scrapped. Use the adhesive tape when the installation material temperature is in the 18 °C...35 °C range. Complete adhesion takes up to 72 h.
- LED modules are designed for static installations in accordance with IPC 6013C – Use A. Take material vibrations, repetitive torsion, and elongation/compression into account.
- If the operating environment covers a broad temperature range (e.g. outdoor applications) and the operating length is longer than 2 m, the use of adequate mounting surfaces is required. The use of an additional thicker adhesive tape between LED module and mounting surface is also recommended in order to absorb the stress of any mismatch in expansion. Assure enough space for module expansion with increasing temperature.
- The manufacturer is not responsible for damage due to chemical corrosion. The user must provide suitable protection against corrosive agents such as moisture and condensation and any other harmful elements/compounds. Make certain to avoid corrosive atmospheres. According to the current state of LED technology, hydrogen sulfide (H₂S) causes accelerated corrosion which leads to shortened lifetime or premature failure. Sources of H₂S may be rubber, foam rubber, soft-foam tapes, rubber-based sealing, natural sources (e.g. sulfur springs), etc. To avoid H₂S from sulfur-vulcanized rubber use silicon-based materials or peroxide-crosslinked rubber instead. Follow the recommendations in the material datasheet of the rubber supplier.
- IP00 LED modules, as manufactured, have no conformal coating and therefore offer no inherent protection against corrosion. Conformal coating treatment is possible, however materials must be selected properly in order to avoid product damage or impaired performance; the user must also completely seal the cut parts (ends/edges).
- For applications involving exposure to humidity and dust the module must be protected by a fixture or housing with a suitable IP protection class.
- Consult OSRAM Technical Service for further advice.
- Only a qualified electrician may install the module.
- Handle with care and ensure that there is no mechanical product damage, including damage to invisible internal electronics parts.
- Exceeding maximum operating and storage temperature ratings can reduce the expected lifetime or even destroy the LED module. The temperature of the LED module must be measured at the T_c-point in accordance with EN 60598-1 under steady-state conditions, considering the worst case; drive all channels at 100 % power. Refer to the product drawing for the exact location of the T_c-point.
- Exceeding the maximum ratings for the operating voltage causes hazardous overload and will likely destroy the LED module.
- Installation of LED modules and connection to the power supply must comply with all applicable electrical and safety standards.
- Observe correct polarity and wiring diagrams! Incorrect polarity or wrong wiring can cause unpredictable permanent damage or even failure of the product.
- Never exceed the maximum operable length, including daisy-chaining connections.
- Always ensure electrical isolation between the LED module and the mounting surface, especially in the vicinity of connections or cut ends.
- IP00 LED modules are ESD-sensitive; take adequate precautions during installation and operation of the products.
- Use only SELV LED drivers in accordance with applicable lighting standards and LED module ratings. In order to safely operate OSRAM LED modules it is necessary to supply them with an electronically stabilized power supply providing protection against short circuits, overload and overheating. To simplify the approval process of the luminaire/installation, the electronic power supplies control gear for LED modules must bear the CE and ENEC marking. In Europe the Declarations of Conformity must include at least the following standards: EN 61347-2-13, EN 55015, EN 61547 and EN 61000-3-2. ENEC certification will be based on EN 61347-2-13 and EN 62384. OSRAM OPTOTRONIC LED drivers comply with all relevant standards and guarantee safe operation; see the relevant brochure for more detailed information about OSRAM OPTOTRONIC.
- Avoid installations in rural and urban areas with high industrial activity and heavy traffic (higher than class than 4C1 according IEC 60721-3) and as well as installation in spa, areas with chlorine atmosphere, direct exposure to blown sand.

Product datasheet

Download Data

File	
	User instruction LINEARlight FLEX
	Product Datasheet LINEARlight FLEX ShortPitch LF800S (EN)
	Brochures Light is freedom of design (EN)
	Certificates VDE-ENEC Certificate
	Certificates EAC Certificate
	Certificates UL Certificate
	Certificates UL Certificate-20180523-E346592
	Certificates CB TEST CERTIFICATE
	Declarations of conformity EU declaration of conformity 3657584
	Declarations of conformity Manufacturers Declaration of Conformity 3657594
	Eulumdat Eulumdat LF800S-G4-927-10
	IES data IES data LF800S-G4-927-10

Product datasheet

Ecodesign regulation information:

- This product is considered to be a "containing product" in the sense of Regulations (EU) 2019/2020 and (EU) 2019/2015.
- Tolerances of the reported values, are according to LED Modules Performance standard IEC/EN 62717.
- In general, the replacement of the contained light sources without permanent damage to the product with the use of common available tools is possible in the final application when they can be dismantled from the installation environment and substituted for the necessary number of light sources restoring its full electrical/mechanical/thermal/optical functionality by means of a professional installer. In the contrary, and limited to the LINEARlight Flex Diffuse, LINEARlight Rigid Finesse, GINO LED Flex Diffuse and LUMINENT Milky product families, the contained light source is an integrated part of the containing product and its removal can only be done by causing a permanent damage to the containing product due to its tight mechanical, electrical, optical, thermal interaction and/or environmental protection with or from the containing product. Therefore, a replacement of the light source with the use of common available tools is not justified.
- Dismantling of light sources from containing products at end of life: Containing products with light sources which are scalable in length can be cut to the length of the contained light source and if applicable mechanically detached from protective and/or optical covers. Containing products shall be separated from building material and/or from other additional mounting accessories by means of a professional installer. Separate control gear and light sources must be disposed of at certified disposal companies in accordance with Directive 2012/19/EU (WEEE) in the EU and with Waste Electrical and Electronic Equipment (WEEE) Regulations 2013 in the UK. For this purpose, collection points for recycling centres and take-back systems (CRSO) are available from retailers or private disposal companies, which accept separate control gear and light sources free of charge. In this way, raw materials are conserved and materials are recycled.

Logistical Data

Product code	Product description	Packaging unit (Pieces/Unit)	Dimensions (length x width x height)	Volume	Gross weight
4052899575912	LF800S -G4-927-10	Shipping carton box 8	241 mm x 195 mm x 205 mm	9.63 dm ³	1762.00 g

The mentioned product code describes the smallest quantity unit which can be ordered. One shipping unit can contain one or more single products. When placing an order, for the quantity please enter single or multiples of a shipping unit.

Accessories Optional

Product description	Accessory name	Accessory code
LF800S -G4-927-10	CONN-FLEX -2P-050 KIT 10PCS	▶ 4062172179591
LF800S -G4-927-10	CONN-FLEX -2P-200 KIT 10PCS	▶ 4062172179614
LF800S -G4-927-10	CORNER-FLEX -4P-003 KIT 10PCS	▶ 4062172179638
LF800S -G4-927-10	CORNER-FLEX -4P-015 KIT 10PCS	▶ 4062172179676
LF800S -G4-927-10	LTS-SLIMTRACK -2000 KIT 5 PCS	▶ 4062172207300
LF800S -G4-927-10	FX-QMS-G1 -T45D19H19-300	▶ 4052899448667
LF800S -G4-927-10	FX-QMW-G1 -TU26H25W10-300	▶ 4052899448773
LF800S -G4-927-10	FX-QMW-G1 -TU26H25-300	▶ 4052899448803
LF800S -G4-927-10	FX-QMW-G1 -TK30D46H27-300	▶ 4052899448827
LF800S -G4-927-10	FX-QMW-G1 -TU26H25W2-300	▶ 4052899448841
LF800S -G4-927-10	FX-QMS-G1 -TU15H6-300	▶ 4052899448865

Product datasheet

LF800S -G4-927-10	FX-QMS-G1 -TU15H6W3-300	▶ 4052899448889
LF800S -G4-927-10	FX-QMS-G1 -TU16H12W3-300	▶ 4052899448988
LF800S -G4-927-10	FX-QMS-G1 -TR19H16-300	▶ 4052899449008
LF800S -G4-927-10	FX-QMS-G1 -TU16H12-300	▶ 4052899448964
LF800S -G4-927-10	FX -SC08-G2-CT4PJ	▶ 4052899464858
LF800S -G4-927-10	FX-QMS-G1 -TU16H12LS-300	▶ 4052899449046

Disclaimer

Subject to change without notice. Errors and omission excepted. Always make sure to use the most recent release.