

OPTOTRONIC - 2DIM IP64

0...10 V, AstroDIM – constant current LED drivers



Areas of application

- Street and urban lighting
- Industry
- Suitable for luminaires of protection classes I and II

Product family benefits

- 2DIM functionality in one device (AstroDIM, 0...10 V)
- High surge protection: up to 6 kV (in protection class I or II)
- Fast programming without mains voltage
- High efficiency
- Great flexibility due to wide operating temperature range of -40...55 °C
- Protection through double isolation between mains input and LED output
- IP rating: IP64

Product family datasheet

Product family features

- Available with different wattage: 50 W, 100 W, 110 W
- Input voltage: 120...277 V
- Available with output current range: up to 1,400 mA
- Flexible current setting with one additional wire (LEDset2)
- AstroDIM for autonomous dimming with five independent levels (astro mode)
- Isolated 0...10 V interface for unidirectional telemanagement systems
- Constant Lumen Output (CLO)
- Overtemperature protection with external NTC or LEDset2 interface

Product family datasheet

Technical data

Electrical data

Product description	Nominal voltage	Input voltage AC	Nominal current	Mains frequency	Power factor λ	Total harmonic distortion
OT 50/120...277/800 2DIMLT2 P ¹⁾	120...277 V	108...305 V ²⁾	0.27 A ³⁾	50...60 Hz	0.95/0.90 ⁴⁾	15 % ⁵⁾
OT 50/120...277/1A2 2DIMLT2 P ¹⁾	120...277 V	108...305 V ²⁾	0.26 A ³⁾	50...60 Hz	0.95/0.90 ⁴⁾	15 % ⁵⁾
OT 100/120...277/800 2DIMLT2 P ¹⁾	120...277 V	108...305 V ²⁾	0.49 A ¹⁵⁾	50...60 Hz	0.95/0.90 ⁴⁾	15 % ⁵⁾
OT 110/120...277/1A4 2DIMLT2 P ¹⁾	120...277 V	108...305 V ²⁾	0.54 A ¹⁸⁾	50...60 Hz	0.95/0.90 ⁴⁾	15 % ⁵⁾

Product description	Device power loss	Inrush current	Max. ECG no. on circuit breaker 10 A (B)	Max. ECG no. on circuit breaker 16 A (B)	Max. ECG no. on circuit breaker 25 A (B)
OT 50/120...277/800 2DIMLT2 P ¹⁾	10 W ⁶⁾	30 A ⁷⁾	11 ⁸⁾	17 ⁸⁾	28 ⁸⁾
OT 50/120...277/1A2 2DIMLT2 P ¹⁾	9.6 W ⁶⁾	30 A ⁷⁾	11 ⁸⁾	17 ⁸⁾	28 ⁸⁾
OT 100/120...277/800 2DIMLT2 P ¹⁾	14 W ⁶⁾	55 A ¹⁶⁾	6 ⁸⁾	10 ⁸⁾	16 ⁸⁾
OT 110/120...277/1A4 2DIMLT2 P ¹⁾	15.0 W ⁶⁾	55 A ¹⁶⁾	6 ⁸⁾	10 ⁸⁾	16 ⁸⁾

Product description	Surge capability (L/N-Ground)	Surge capability (L-N)	Nominal output power	Maximum output power
OT 50/120...277/800 2DIMLT2 P ¹⁾	6 kV ⁹⁾	6 kV ¹⁰⁾	50 W ¹¹⁾	50 W
OT 50/120...277/1A2 2DIMLT2 P ¹⁾	6 kV ⁹⁾	6 kV ¹⁰⁾	50 W ¹⁴⁾	50 W
OT 100/120...277/800 2DIMLT2 P ¹⁾	6 kV ⁹⁾	6 kV ¹⁰⁾	100 W ¹⁷⁾	100 W
OT 110/120...277/1A4 2DIMLT2 P ¹⁾	6 kV ⁹⁾	6 kV ¹⁰⁾	110 W ¹⁹⁾	110 W

Product description	Efficiency in full-load	Nominal output current	Output current LEDset open
OT 50/120...277/800 2DIMLT2 P ¹⁾	86 % ¹²⁾	350...800 mA	50 mA
OT 50/120...277/1A2 2DIMLT2 P ¹⁾	86 % ¹²⁾	600...1250 mA	50 mA
OT 100/120...277/800 2DIMLT2 P ¹⁾	90 % ¹²⁾	350...800 mA	50 mA
OT 110/120...277/1A4 2DIMLT2 P ¹⁾	90 % ¹²⁾	600...1400 mA	50 mA

Product description	Output current LEDset shorted	Default output current	Output current tolerance
OT 50/120...277/800 2DIMLT2 P ¹⁾	105 mA	700 mA	±5 % ¹³⁾
OT 50/120...277/1A2 2DIMLT2 P ¹⁾	180 mA	1000 mA	±5 % ¹³⁾
OT 100/120...277/800 2DIMLT2 P ¹⁾	105 mA	700 mA	±5 % ¹³⁾
OT 110/120...277/1A4 2DIMLT2 P ¹⁾	180 mA	1000 mA	±5 % ¹³⁾

Product description	Output ripple current (100 Hz)	Output PSTLM	Output SVM
OT 50/120...277/800 2DIMLT2 P ¹⁾	30 %	≤1	≤0.4
OT 50/120...277/1A2 2DIMLT2 P ¹⁾	30 %	≤1	≤0.4
OT 100/120...277/800 2DIMLT2 P ¹⁾	25 %	≤1	≤0.4
OT 110/120...277/1A4 2DIMLT2 P ¹⁾	25 %	≤1	≤0.4

Product family datasheet

Product description	Minimum output current	Galvanic isolation	Nominal output voltage	Max. no. of ECGs on 16A MCB with EBN-OS
OT 50/120...277/800 2DIMLT2 P ¹⁾	105 mA	SELV	30...115 V	-
OT 50/120...277/1A2 2DIMLT2 P ¹⁾	180 mA	SELV	20...55 V	-
OT 100/120...277/800 2DIMLT2 P ¹⁾	105 mA	double/reinforced	50...186 V	
OT 110/120...277/1A4 2DIMLT2 P ¹⁾	180 mA	SELV	35...85 V	

Product description	U-OUT (working voltage)
OT 50/120...277/800 2DIMLT2 P ¹⁾	120 V
OT 50/120...277/1A2 2DIMLT2 P ¹⁾	60 V
OT 100/120...277/800 2DIMLT2 P ¹⁾	200 V
OT 110/120...277/1A4 2DIMLT2 P ¹⁾	120 V

1) See product remark

2) Permitted voltage range

3) At 230 V/0.50 A for 120 V_{AC}

4) Minimum/Full load at 230 V/Half load at 230 V

5) Max. output power at 230 V_{AC}

6) Maximum

7) $t_{width} = 250 \mu s$ (measured at 50 % I_{peak})

8) Type B

9) EQUI @ 12 Ohm acc. to EN 61547

10) @ 2 Ohm, acc. to EN61547

11) Partial load 11...50 W / Not dimmed

12) at 230 V, 50 Hz

13) Within nominal output current range

14) Partial load 12...50 W / Not dimmed

15) At 230 V/0.86 A for 120 V_{AC}

16) $t_{width} = 230 \mu s$ (measured at 50 % I_{peak})

17) Partial Load 45...100 W / Not dimmed

18) At 230 V/1.06 A for 120 V_{AC}

19) Partial Load 45...110 W / Not dimmed

Dimensions & weight

Product description	Length	Width	Height	Mounting hole spacing, length	Mounting hole spacing, width	Product weight
OT 50/120...277/800 2DIMLT2 P ¹⁾	168.0 mm	50.0 mm	30.0 mm	152.0 mm	-	490.00 g
OT 50/120...277/1A2 2DIMLT2 P ¹⁾	168.0 mm	50.0 mm	30.0 mm	152.0 mm	-	490.00 g
OT 100/120...277/800 2DIMLT2 P ¹⁾	168.0 mm	68.0 mm	38.0 mm	152.0 mm		740.00 g
OT 110/120...277/1A4 2DIMLT2 P ¹⁾	168.0 mm	68.0 mm	38.0 mm	152.0 mm	-	740.00 g

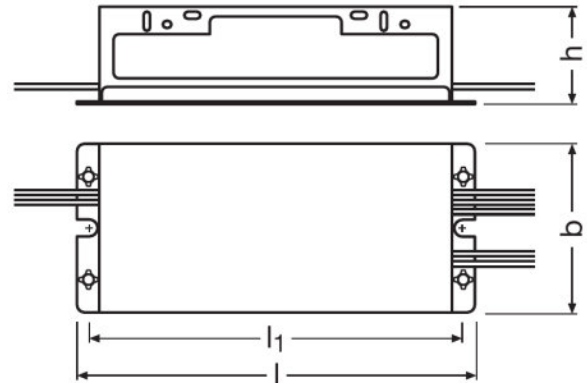
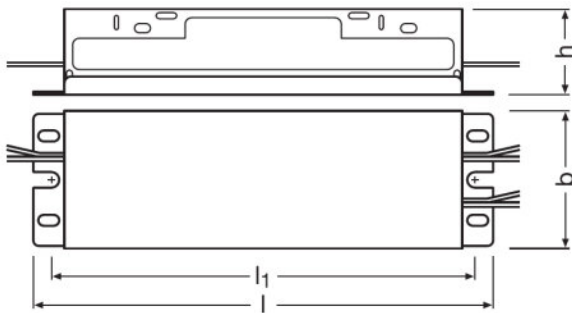
Product family datasheet

Product description	Cable/wire length, control input	Cable/wire length, output side	Cable/wire length, input side	Wire preparation length, input side
OT 50/120...277/800 2DIMLT2 P ¹⁾	280 mm ²⁾	280 mm ²⁾	300 mm ²⁾	
OT 50/120...277/1A2 2DIMLT2 P ¹⁾	280 mm ²⁾	280 mm ²⁾	300 mm ²⁾	10 mm
OT 100/120...277/800 2DIMLT2 P ¹⁾	280 mm ²⁾	280 mm ²⁾	300 mm ²⁾	
OT 110/120...277/1A4 2DIMLT2 P ¹⁾	280 mm ²⁾	280 mm ²⁾	300 mm ²⁾	10 mm

¹⁾ See product remark

²⁾ ± 20 mm

Product line drawing



OT 50/120...277/800 2DIMLT2 P, OT 50/120...277/1A2 2DIMLT2 P

OT 100/120...277/800 2DIMLT2 P, OT 110/120...277/1A4 2DIMLT2 P

Temperatures & operating conditions

Product description	Ambient temperature range	Temperature range at storage	Maximum temperature at tc test point	Max.housing temperature in case of fault
OT 50/120...277/800 2DIMLT2 P ¹⁾	-40...+55 °C ²⁾	-25...80 °C	85 °C ³⁾	120 °C
OT 50/120...277/1A2 2DIMLT2 P ¹⁾	-40...+55 °C ²⁾	-25...80 °C	80 °C ³⁾	120 °C
OT 100/120...277/800 2DIMLT2 P ¹⁾	-40...+55 °C ⁵⁾	-25...80 °C	85 °C ³⁾	120 °C
OT 110/120...277/1A4 2DIMLT2 P ¹⁾	-40...+55 °C ⁶⁾	-25...80 °C	85 °C ³⁾	120 °C

Product description	Permitted rel. humidity during operation
OT 50/120...277/800 2DIMLT2 P ¹⁾	5...85 % ⁴⁾
OT 50/120...277/1A2 2DIMLT2 P ¹⁾	5...85 % ⁴⁾

Product family datasheet

Product description	Permitted rel. humidity during operation
OT 100/120...277/800 2DIMLT2 P ¹⁾	5...85 % ⁴⁾
OT 110/120...277/1A4 2DIMLT2 P ¹⁾	5...85 % ⁴⁾

¹⁾ See product remark

²⁾ $T_a(\text{max}) = 50\text{ °C}$ for input voltage 120 V_{AC} / $T_a(\text{max}) = 50\text{ °C}$ for input voltage 277 V_{AC}

³⁾ Maximum at the T_c-point

⁴⁾ Non condensing, absolute humidity: 36g/m³

⁵⁾ $T_a(\text{max}) = 45\text{ °C}$ for input voltage 120 V_{AC} / $T_a(\text{max}) = 50\text{ °C}$ for input voltage 277 V_{AC}

⁶⁾ $T_a(\text{max}) = 40\text{ °C}$ for input voltage 120 V_{AC} / $T_a(\text{max}) = 55\text{ °C}$ for input voltage 277 V_{AC}

Lifespan

Product description	ECG lifetime
OT 50/120...277/800 2DIMLT2 P ¹⁾	80000 h ²⁾
OT 50/120...277/1A2 2DIMLT2 P ¹⁾	80000 h ³⁾
OT 100/120...277/800 2DIMLT2 P ¹⁾	80000 h ²⁾
OT 110/120...277/1A4 2DIMLT2 P ¹⁾	80000 h ²⁾

¹⁾ See product remark

²⁾ At $T_{\text{case}} = 75\text{ °C}$ at T_c point / 10% failure rate

³⁾ At $T_{\text{case}} = 70\text{ °C}$ at T_c point / 10% failure rate

Expected Lifetime

Product name				
OT 50/120...277/800 2DIMLT2 P	ECG ambient temperature [ta]	55	45	40
	Temperature at tc-point [°C]	85	75	70
	Lifetime [h]	50000 ¹⁾	80000 ¹⁾	100000 ¹⁾
OT 50/120...277/1A2 2DIMLT2 P	ECG ambient temperature [ta]	55	45	40
	Temperature at tc-point [°C]	80	70	65
	Lifetime [h]	50000 ²⁾	80000 ²⁾	100000 ²⁾
OT 100/120...277/800 2DIMLT2 P	ECG ambient temperature [ta]	55	45	40
	Temperature at tc-point [°C]	85	75	70
	Lifetime [h]	50000 ³⁾	80000 ³⁾	100000 ³⁾
OT 110/120...277/1A4 2DIMLT2 P	ECG ambient temperature [ta]	55	45	40
	Temperature at tc-point [°C]	85	75	70
	Lifetime [h]	50000 ⁴⁾	80000 ⁴⁾	100000 ⁴⁾

¹⁾ Max. 10% failure rate at tc max and input voltage 230 V_{AC}

²⁾ Max. 10% failure rate at tc max and input voltage 230 V_{AC}

³⁾ Max. 10% failure rate at tc max and input voltage 230 V_{AC}

⁴⁾ Max. 10% failure rate at tc max and input voltage 230 V_{AC}

Product family datasheet

Capabilities

Product description	Dimmable	Dimming interface	Dimming range	Suitable for fixtures with prot. class
OT 50/120...277/800 2DIMLT2 P ¹⁾	Yes	2DIM / 1...10 V / AstroDIM	30...100 %	I / II
OT 50/120...277/1A2 2DIMLT2 P ¹⁾	Yes	2DIM / 1...10 V / AstroDIM	30...100 %	I / II
OT 100/120...277/800 2DIMLT2 P ¹⁾	Yes	2DIM / 1...10 V / AstroDIM	30...100 %	I / II
OT 110/120...277/1A4 2DIMLT2 P ¹⁾	Yes	2DIM / 1...10 V / AstroDIM	30...100 %	I / II

Product description	Constant lumen function	Short-circuit protection	No-load proof	Intended for no-load operation
OT 50/120...277/800 2DIMLT2 P ¹⁾	Programmable	Yes	Yes	No
OT 50/120...277/1A2 2DIMLT2 P ¹⁾	Programmable	Yes	Yes	No
OT 100/120...277/800 2DIMLT2 P ¹⁾	Programmable	Yes	Yes	No
OT 110/120...277/1A4 2DIMLT2 P ¹⁾	Programmable	Yes	Yes	No

Product description	Max. cable length to lamp/LED module	Cable/wire types, input side	Cable/wire types, control input	Cable/wire types, output side
OT 50/120...277/800 2DIMLT2 P ¹⁾	10 m ²⁾	AWG 18, solid ³⁾	AWG 18, solid ³⁾	AWG 18, solid ³⁾
OT 50/120...277/1A2 2DIMLT2 P ¹⁾	10 m ²⁾	AWG 18, solid ³⁾	AWG 18, solid ³⁾	AWG 18, solid ³⁾
OT 100/120...277/800 2DIMLT2 P ¹⁾	10 m ²⁾	AWG 18, solid ³⁾	AWG 18, solid ³⁾	AWG 18, solid ³⁾
OT 110/120...277/1A4 2DIMLT2 P ¹⁾	10 m ²⁾	AWG 18, solid ³⁾	AWG 18, solid ³⁾	AWG 18, solid ³⁾

Product description	Number of channels	Overload protection
OT 50/120...277/800 2DIMLT2 P ¹⁾	1	Automatic reversible
OT 50/120...277/1A2 2DIMLT2 P ¹⁾	1	Automatic reversible
OT 100/120...277/800 2DIMLT2 P ¹⁾	1	Automatic reversible
OT 110/120...277/1A4 2DIMLT2 P ¹⁾	1	Automatic reversible

¹⁾ See product remark

²⁾ Output wires must be routed as close as possible to each other

³⁾ Acc. to 1452 style

Programming

Product description	Programming device
OT 50/120...277/800 2DIMLT2 P ¹⁾	OT Programmer
OT 50/120...277/1A2 2DIMLT2 P ¹⁾	OT Programmer
OT 100/120...277/800 2DIMLT2 P ¹⁾	OT Programmer
OT 110/120...277/1A4 2DIMLT2 P ¹⁾	OT Programmer

¹⁾ See product remark

Product family datasheet

Certificates & standards

Product description	Type of protection	Standards	Approval marks – approval
OT 50/120...277/800 2DIMLT2 P ¹⁾	IP64	Acc. to EN 61347-1/Acc. to EN 61347-2-13/Acc. to EN 62384/Acc. to EN 55015:2006 + A1:2007 + A2:2009/Acc. to EN 61547/Acc. to FCC 47 part 15 class A/Acc. to IEC 61000-3-2/Acc. to IEC 61000-3-3/UL-8750	CE / ENEC 15 / UR / CQC
OT 50/120...277/1A2 2DIMLT2 P ¹⁾	IP64	Acc. to EN 61347-1/Acc. to EN 61347-2-13/Acc. to EN 62384/Acc. to EN 55015:2006 + A1:2007 + A2:2009/Acc. to EN 61547/Acc. to FCC 47 part 15 class A/Acc. to IEC 61000-3-2/Acc. to IEC 61000-3-3/UL-8750	CE / ENEC 15 / UR / CQC
OT 100/120...277/800 2DIMLT2 P ¹⁾	IP64	Acc. to EN 61347/Acc. to EN 61347-2-13/Acc. to EN 62384/Acc. to EN 55015:2006 + A1:2007 + A2:2009/Acc. to EN 61547/Acc. to FCC 47 part 15 class A/Acc. to IEC 61000-3-2/Acc. to IEC 61000-3-3/UL-8750	CE / ENEC 15 / UR / CQC
OT 110/120...277/1A4 2DIMLT2 P ¹⁾	IP64	Acc. to EN 61347-1/Acc. to EN 61347-2-13/Acc. to EN 62384/Acc. to EN 55015:2006 + A1:2007 + A2:2009/Acc. to EN 61547/Acc. to FCC 47 part 15 class A/Acc. to IEC 61000-3-2/Acc. to IEC 61000-3-3/UL-8750	CE / ENEC 15 / UR / CQC

¹⁾ See product remark

Logistical data

Product description	Commodity code
OT 50/120...277/800 2DIMLT2 P ¹⁾	850440829000
OT 50/120...277/1A2 2DIMLT2 P ¹⁾	850440829000
OT 100/120...277/800 2DIMLT2 P ¹⁾	850440829000
OT 110/120...277/1A4 2DIMLT2 P ¹⁾	850440829000

¹⁾ See product remark

Product family datasheet

Environmental information Information according Art. 33 of EU Regulation (EC) 1907/2006 (REACH)

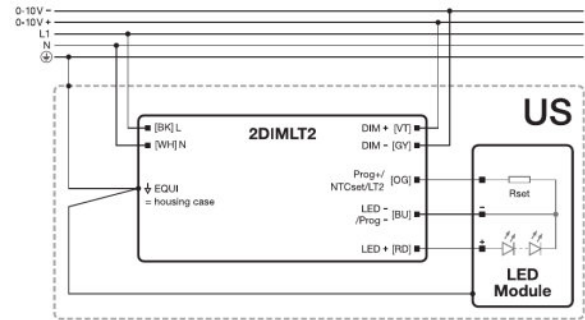
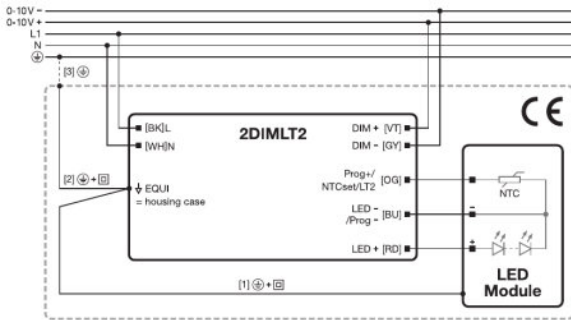
Product description	Date of Declaration	Primary Article Identifier	Candidate List Substance 1
OT 50/120...277/800 2DIMLT2 P ¹⁾	14-04-2022	4052899173781 4050732453847	Lead
OT 50/120...277/1A2 2DIMLT2 P ¹⁾	14-04-2022	4052899173804 4050732453854	Lead
OT 100/120...277/800 2DIMLT2 P ¹⁾	14-04-2022	4052899253414 4062172069151 4050732453861	Lead
OT 110/120...277/1A4 2DIMLT2 P ¹⁾	14-04-2022	4052899253438 4050732453878	Lead

Product description	CAS No. of substance 1	Safe Use Instruction	Declaration No. in SCIP database
OT 50/120...277/800 2DIMLT2 P ¹⁾	7439-92-1	The identification of the Candidate List substance is sufficient to allow safe use of the article.	6ddfe825-dfb5-4c26-957f-7dfcc1b96119
OT 50/120...277/1A2 2DIMLT2 P ¹⁾	7439-92-1	The identification of the Candidate List substance is sufficient to allow safe use of the article.	b2bc3ea9-54f9-4ff2-ab7b-861fccaa2b4b
OT 100/120...277/800 2DIMLT2 P ¹⁾	7439-92-1	The identification of the Candidate List substance is sufficient to allow safe use of the article.	2b013ab7-994d-4fc6-b7c8-a9b45285fc2d 41d2ba88-a92b-4541-bf72-b66f8cc3cfd1
OT 110/120...277/1A4 2DIMLT2 P ¹⁾	7439-92-1	The identification of the Candidate List substance is sufficient to allow safe use of the article.	1638c84f-37a8-4c69-b886-7afaa4496511

¹⁾ See product remark

Product family datasheet

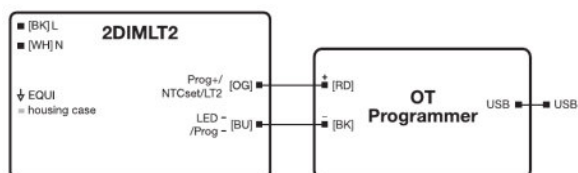
Wiring Diagram



OT 50/120...277/800 2DIMLT2 P, OT 50/120...277/1A2 2DIMLT2 P, OT 100/120...277/800 2DIMLT2 P, OT 110/120...277/1A4 2DIMLT2 P

OT 50/120...277/800 2DIMLT2 P, OT 50/120...277/1A2 2DIMLT2 P, OT 100/120...277/800 2DIMLT2 P, OT 110/120...277/1A4 2DIMLT2 P

Product family datasheet



OT 50/120...277/800 2DIMLT2 P, OT 50/120...277/1A2
2DIMLT2 P, OT 100/120...277/800 2DIMLT2 P, OT
110/120...277/1A4 2DIMLT2 P

Product remark

No on/off switching of lamps possible via 0...10 V interface

Equipment / Accessories

- OT Programmer hardware for configuration of 2DIM ECGs necessary
- Programmable via Tuner4TRONIC software

Application advice

For more detailed application information and graphics please see product datasheet.

Product family datasheet





Additional product information

- 800 mA type: Default output current is 700 mA without any resistor connected to the LEDset port.
- 1250 mA type: Default output current is 1000 mA without any resistor connected to the LEDset port.
- 1400 mA type: Default output current is 1000 mA without any resistor connected to the LEDset port.
- The LEDset2 interface is disabled by default and needs to be activated by the programming software. In this case the LEDset2 interface is activated the external thermal protection feature is disabled.
- The driver withstands an input voltage of up to 350 Vac for a maximum of two hours.
- The driver may shut down the load if the input voltage of the load is below the allowed minimum output voltage until the short circuit is removed or the correct load is connected and a power off/on cycle is performed.
- In case the input voltage of the load exceeds the output voltage range of the driver, it automatically reduces the output current to keep the output voltage controlled to the maximum allowed output voltage.
- The driver automatically reduces the output current in case the maximum allowed output power is exceeded, as long as the input voltage of the load is within the declared output voltage range of the driver. In all other cases the driver may shut down the load.
- The driver may shut down in case no load is connected to the driver output until the correct load is connected and a power off/on cycle is performed. Hot-plug of the load or external switching on the secondary side is not allowed.
- The EQUI (housing) shall be connected to the heat sink of the LED module to improve the surge withstand capability of the system and EMI in critical luminaires.
- By default the LEDset / NTCset / Prog+ port is set as NTCset port in resistor based mode with following values: start derating: 6.3 kOhm, end derating 5.0 kOhm, derating level 50 %.
- The default dimming mode is 0...10 V, AstroDIM-PD is disabled.- 0...10 V: 30 % minimum dimming level
- The constant lumen feature is disabled by default.
- If any output level is below the physical min level, the physical min level will be used.
- Dimming down to 14 % of the maximum rated output current could be enabled through the programming software, but the compliance with EN 61000-3-2 must be checked below 30 %.
- The driver is intended for built-in use. The luminaire manufacturer is responsible to prevent direct exposure for example to sunlight, water, snow, ice.
- Time to reach the set output current upon start-up is less than 4 s.
- Programming of the driver via Prog+ and Prog- is only allowed without powering it via L/N.
- For further details please consult the 2DIMLT2 application guide.

Sales and Technical Support

Sales and Technical Support www.osram.com

Download Data

File	
	Brochures 612095_Overvoltage protection for LED street lighting (EN)
	Brochures 616680_Technical application guide 2DIMLT2 P LED drivers (GB)
	Brochures Technical Application Guide - 4DIMLT2 G2 CE LED drivers (EN)
	Certificates OT 50 2DIMLT2P ENEC 01112 080120

Product family datasheet

	Certificates OT 50 2DIMLT2P CB DK91169UL 080120
	Certificates 617035_CCC Certificate OT 50120-277xxx 2DIMLT2 P
	Certificates 600316_CB certificate OT 50 2DIMLT2 E
	Certificates 600317_ENEC certificate OT 2DIMLT2 P
	Declarations of conformity 725761_Certificate of analysis OT50
	Declarations of conformity OT 2DIMLT2P CE 3676115 060921
	Declarations of conformity 545682_EC-Conformity OT 50120-277xxx 2DIMLT2 P
	Declarations of conformity 612485_UL Conformity OT 50120_277xxx 2DIMLT2 P
	Declarations of conformity 646953_CB ENEC Information
	Operating instructions 615705_Instruction sheet OT 50 800 2DIMLT2 P
	Certificates OT 100 2DIMLT2P ENEC 01232 080120
	Certificates OT 100 2DIMLT2P CB DK91272UL 080120
	Certificates 617033_CCC Certificate OT 100120-277800 2DIMLT2 P
	Certificates 664162_CB Zertifikat OT 100 800 2DIMLT2 P
	Declarations of conformity 725871_Certificate of analysis OT100
	Declarations of conformity 647100_ENEC Certificate OT 100 2DIMLT2 P
	On-Pack-Info 615707_Instruction sheet OT 100 800 2DIMLT2 P
	Certificates OT 110 2DIMLT2P ENEC 01230 080120
	Certificates OT 110 2DIMLT2P CB DK91178UL 080120
	Certificates 617034_CCC Certificate OT 110120-2771A4 2DIMLT2 P
	Certificates 664161_CB Zertifikat OT 110 1A4 2DIMLT2 P
	Declarations of conformity 647099_ENEC Certificate OT 110 2DIMLT2 P

Product family datasheet

Ecodesign regulation information:

Intended for use with LED modules.

The forward voltage of the LED light source shall be within the defined operating window of the control gear in all operating conditions including dimming if applicable.

Separate control gear and light sources must be disposed of at certified disposal companies in accordance with Directive 2012/19/EU (WEEE) in the EU and with Waste Electrical and Electronic Equipment (WEEE) Regulations 2013 in the UK. For this purpose, collection points for recycling centres and take-back systems (CRSO) are available from retailers or private disposal companies, which accept separate control gear and light sources free of charge. In this way, raw materials are conserved and materials are recycled.

Logistical Data

Product code	Product description	Packaging unit (Pieces/Unit)	Dimensions (length x width x height)	Volume	Gross weight
4052899173781	OT 50/120...277/800 2DIMLT2 P	Shipping carton box 20	368 mm x 338 mm x 85 mm	10.57 dm ³	10492.00 g
4052899173804	OT 50/120...277/1A2 2DIMLT2 P	Shipping carton box 20	368 mm x 338 mm x 85 mm	10.57 dm ³	10492.00 g
4062172069151	OT 100/120...277/800 2DIMLT2 P	Shipping carton box 20	358 mm x 188 mm x 220 mm	14.81 dm ³	15346.00 g
4052899253438	OT 110/120...277/1A4 2DIMLT2 P	Shipping carton box 20	358 mm x 188 mm x 220 mm	14.81 dm ³	15346.00 g

The mentioned product code describes the smallest quantity unit which can be ordered. One shipping unit can contain one or more single products. When placing an order, for the quantity please enter single or multiples of a shipping unit.

Accessories Optional

Product description	Accessory name	Accessory code
OT 50/120...277/800 2DIMLT2 P	OT Programmer	▶ 4052899209640
OT 50/120...277/1A2 2DIMLT2 P	OT Programmer	▶ 4052899209640
OT 100/120...277/800 2DIMLT2 P	OT Programmer	▶ 4052899209640
OT 110/120...277/1A4 2DIMLT2 P	OT Programmer	▶ 4052899209640

Disclaimer

Subject to change without notice. Errors and omission excepted. Always make sure to use the most recent release.