

## OTe 25/220...240/700 PC

OPTOTRONIC Phase-cut OTE | Compact constant current LED driver – Dimmable

### Product family features

- Dimmable via leading edge/trailing edge
- Type of protection: IP20



### Product family benefits

- Compact housing for mounting in very tight spaces
- Compatible with the most common leading-edge and trailing-edge phase dimmers

### Areas of application

- Optional cable clamp E-style for independent mounting
- Suitable for indoor installations
- Suitable for indoor SELV installations

## Technical data

### Electrical data

Nominal input voltage	220...240 V
Mains frequency	50/60 Hz
Input voltage AC	198...264 V <sup>1)</sup>
Total harmonic distortion	15 %
Power factor $\lambda$	0.95/0.90 <sup>2)</sup>
Efficiency in full-load	86 % <sup>3)</sup>
Device power loss	3,9 W <sup>4)</sup>
Inrush current	7 A <sup>5)</sup>
Max. ECG no. on circuit breaker 10 A (B)	41
Max. ECG no. on circuit breaker 16 A (B)	65
Max. ECG no. on circuit breaker 25 A (B)	-
Surge capability (L/N-Ground)	2 kV
Surge capability (L-N)	1 kV
Nominal output voltage	18...36 V <sup>6)</sup>
U-OUT (working voltage)	50 V
Nominal output current	700 mA <sup>7)</sup>
Output current tolerance	±10 %
Output ripple current (100 Hz)	< 35 % <sup>8)</sup>
Output PSTLM	≤1
Output SVM	≤0.8
Nominal output power	25 W <sup>9)</sup>
Maximum output power	25 W
Galvanic isolation primary/secondary	SELV
Current set	Fixed current

<sup>1)</sup> Permitted voltage range

<sup>2)</sup> Full load at 230 V/Minimum load at 230 V

<sup>3)</sup> at 230 V, 50 Hz

<sup>4)</sup> Maximum

<sup>5)</sup>  $t_{width} = 100 \mu s$  (measured at 50 %  $I_{peak}$ )

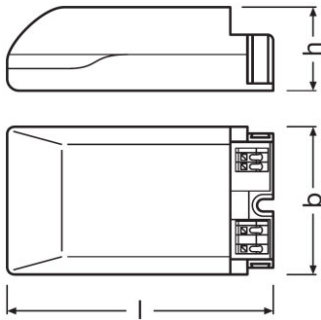
<sup>6)</sup> Maximum <48 V

<sup>7)</sup> ±10%

<sup>8)</sup> Typical

<sup>9)</sup> Partial load 12.5...25 W

## Dimensions & weight



Mounting hole spacing, length	-
Mounting hole spacing, width	-
Product weight	93.00 g
Cable cross-section, input side	0.75...1.5 mm <sup>2</sup> <sup>1)</sup>
Cable cross-section, output side	0.5...1.5 mm <sup>2</sup> <sup>1)</sup>
Wire preparation length, input side	8.0...9.0 mm
Wire preparation length, output side	8.0...9.0 mm
Length	95.0 mm
Width	53.0 mm
Height	30.0 mm

<sup>1)</sup> Flexible / Solid leads

## Colors & materials

Casing material	Plastic
-----------------	---------

## Temperatures & operating conditions

Ambient temperature range	-20...+50 °C
Maximum temperature at tc test point	75 °C <sup>1)</sup>
Max.housing temperature in case of fault	110 °C
Temperature range at storage	-25...75 °C
Permitted rel. humidity during operation	5...85 % <sup>2)</sup>

<sup>1)</sup> Maximum at the T<sub>c</sub>-point

<sup>2)</sup> Maximum 56 days/year at 85 %

## Lifespan

ECG lifetime	50000 h <sup>1)</sup>
--------------	-----------------------

<sup>1)</sup> At  $T_{case} = 70^\circ\text{C}$  at  $T_c$  point / 10% failure rate

## Capabilities

<b>Dimmable</b>	Yes
<b>Dimming interface</b>	Phase Cut <sup>1)</sup>
<b>Dimming range</b>	10...100 %
<b>Dimming method</b>	Amplitude Modulation
<b>Overheating protection</b>	Automatic reversible
<b>Overload protection</b>	Automatic reversible
<b>Short-circuit protection</b>	Automatic reversible
<b>No-load proof</b>	Yes
<b>Intended for no-load operation</b>	No
<b>Max. cable length to lamp/LED module</b>	2.0 m <sup>2)</sup>
<b>Suitable for fixtures with prot. class</b>	I / II
<b>Type of connection, output side</b>	Push terminal
<b>Suitable for through-wiring</b>	No

<sup>1)</sup> Leading edge / Trailing edge

<sup>2)</sup> Output wires must be routed as close as possible to each other

## Certificates & standards

<b>Approval marks – approval</b>	CE / ENEC 10 / VDE / CB
<b>Standards</b>	Acc. to EN 61347-1/Acc. to EN 61347-2-13/Acc. to EN 62384/Acc. to CISPR 15/Acc. to IEC 61000-3-2/Acc. to IEC 61000-3-3/Acc. to IEC 61347
<b>Protection class</b>	II
<b>Type of protection</b>	IP20

## Logistical data











<b>Commodity code</b>	850440839000
-----------------------	--------------

## Environmental information

<b>Information according Art. 33 of EU Regulation (EC) 1907/2006 (REACH)</b>	
<b>Date of Declaration</b>	21-09-2022
<b>Primary Article Identifier</b>	4052899105386
<b>Candidate List Substance 1</b>	Lead
<b>CAS No. of substance 1</b>	7439-92-1
<b>Safe Use Instruction</b>	The identification of the Candidate List substance is sufficient to allow safe use of the article.
<b>Declaration No. in SCIP database</b>	527edfb4-44c0-49b5-80c7-f107cc064134

## Product datasheet

### Download Data

File	
	Certificates OT EMC 40038482 290922
	Certificates OT ENEC 40038447 130722
	Certificates 503096_CB report OTe 25 700 PC - OTe 18 350 PC - OTe 18 500
	Declarations of conformity OTe PC UK DoC 4281102 220322
	Declarations of conformity OTE PC CE 3365230 220322
	Installation/Operation notice OT PC dimmer list (EN)
	Installation guide 501494_OTe 25220-240700 PC
	CAD data 3-dim 377015_OTe 18-25 PC -cable clamp
	CAD data 3-dim 377016_OTe 18-25 PC -housing
	CAD data 3-dim 377017_OTe 18-25 PC -housing with cable clamp

### Ecodesign regulation information:

Intended for use with LED modules.

The forward voltage of the LED light source shall be within the defined operating window of the control gear in all operating conditions including dimming if applicable.

Separate control gear and light sources must be disposed of at certified disposal companies in accordance with Directive 2012/19/EU (WEEE) in the EU and with Waste Electrical and Electronic Equipment (WEEE) Regulations 2013 in the UK. For this purpose, collection points for recycling centres and take-back systems (CRSO) are available from retailers or private disposal companies, which accept separate control gear and light sources free of charge. In this way, raw materials are conserved and materials are recycled.

### Logistical Data

Product code	Product description	Packaging unit (Pieces/Unit)	Dimensions (length x width x height)	Volume	Gross weight
4052899105386	OTe 25/220...240/700 PC	Shipping carton box 20	284 mm x 207 mm x 100 mm	5.88 dm <sup>3</sup>	2138.00 g

## Product datasheet

---

### Logistical Data

The mentioned product code describes the smallest quantity unit which can be ordered. One shipping unit can contain one or more single products. When placing an order, for the quantity please enter single or multiples of a shipping unit.

---

### Accessories Optional

Product description	Accessory name	Accessory code
OTe 25/220...240/700 PC	OT CABLE CLAMP E-STYLE	▶ 4052899167896

---

### Disclaimer

Subject to change without notice. Errors and omission excepted. Always make sure to use the most recent release.