

OT 100/220...240/24 DIM P

CV Power supplies 24 V with 1...10 V



Product family features

- DC mode functionality
- Type of protection: IP66 and IP67
- Surge protection: up to 4 kV (L-N) / 6 kV (L/N-PE)
- Wide operating temperature range: -30...+55 °C
- Lifetime: up to 50,000 h (temperature at max. t_c)
- Dimmable via fully isolated 1...10 V interface

Product family benefits

- Large range of products from 20 W to 250 W
- Installation in very cold and hot environments
- Very stable output power
- High electrical reversible short-circuit, overload, overtemperature protection
- Smart Power Supply: boosting power to turn on cold LEDs
- Independent installation possible
- Dimming range: 1...100 %

Areas of application

- Facades, public squares, cruise ships
- Signage
- Suitable for indoor and outdoor installations

Technical data


Electrical data

Nominal input voltage	220...240 V
Mains frequency	0...60 Hz
Input voltage AC	198...264 V
Total harmonic distortion	< 15 %
Power factor λ	0.95
Efficiency in full-load	90 % ¹⁾
Device power loss	10 W
Standby power	0.50 W ¹⁾
Inrush current	60 A
Max. ECG no. on circuit breaker 10 A (B)	10
Max. ECG no. on circuit breaker 16 A (B)	16
Max. ECG no. on circuit breaker 25 A (B)	26
Surge capability (L/N-Ground)	6 kV
Surge capability (L-N)	4 kV
Nominal output voltage	24.2 V
U-OUT (working voltage)	30 V
Nominal output power	100 W
Maximum output power	100 W ²⁾
Galvanic isolation	SELV
Galvanic isolation primary/secondary	3 kV
Input voltage DC	176...276 V

¹⁾ at 230 V, 50 Hz

²⁾ at steady state

Dimensions & weight



Mounting hole spacing, length	227.0 mm
-------------------------------	----------

Product datasheet

Product weight	765.00 g
Cable cross-section, input side	1.0 mm ²
Cable cross-section, output side	1.0 mm ²
Wire preparation length, input side	90 mm
Wire preparation length, output side	90 mm
Cable/wire length, control input	320 mm
Cable/wire length, input side	300 mm
Cable/wire length, output side	300 mm
Length	240.0 mm
Width	50.0 mm
Height	34.0 mm

Colors & materials

Casing material	Metal
-----------------	-------

Temperatures & operating conditions

Ambient temperature range	-30...+55 °C
Maximum temperature at tc test point	80 °C
Max.housing temperature in case of fault	110 °C
Temperature range at storage	-40...+85 °C
Permitted rel. humidity during operation	5...85 % ¹⁾

¹⁾ Maximum 56 days/year at 85 %

Lifespan

ECG lifetime	50000 h
--------------	---------

Additional product data

Predecessor EAN	4008321981677
-----------------	---------------

Capabilities

Dimmable	Yes
Dimming interface	1...10 V
Dimming range	1...100 %
Dimming method	Pulse Width Modulation
Overheating protection	Yes
Overload protection	Yes
Short-circuit protection	Yes
No-load proof	Yes
Intended for no-load operation	No

Product datasheet

Suitable for fixtures with prot. class	I
Type of connection, output side	Cables
Number of channels	1

Certificates & standards

Approval marks – approval	ENEC / RCM / CCC / EAC
Standards	Acc. to EN 61347-1/Acc. to EN 61347-2-13/Acc. to EN 55015/Acc. to EN 61547/Acc. to EN 61000-3-2/Acc. to EN 61000-3-3/Acc. to EN 60598-1/Acc. to EN 62384
Protection class	I
Type of protection	IP66/IP67







Logistical data

Commodity code	850440829000
----------------	--------------








Environmental information

Information according Art. 33 of EU Regulation (EC) 1907/2006 (REACH)	
Date of Declaration	23-12-2021
Primary Article Identifier	4052899545861
Candidate List Substance 1	Lead
CAS No. of substance 1	7439-92-1
Safe Use Instruction	The identification of the Candidate List substance is sufficient to allow safe use of the article.
Declaration No. in SCIP database	034c1953-a758-46a2-8f53-88c902aa85b4

Download Data

File	
	User instruction OPTOTRONIC LED Power Supply
	Addon Technical Information Dimming table for OT (EN)
	Product Datasheet Datasheet OT 100220-24024 DIM P
	Brochures OPTOTRONIC constant-voltage LED power supplies and controls (EN)
	Certificates Certificate of NSW27873-3 Mod OT 24V P G2 DIM
	Certificates CCC Certificate No. 2018011002043871

Product datasheet

	Certificates CB Test Certificate No. SG PSB-LE-00906
	Certificates ENEC Certificate No. U6 18 01 84117 048
	Declarations of conformity EU Declaration of Conformity 3537796
	Declarations of conformity Attestation of Conformity No. N8A 18 01 84117 054
	Declarations of conformity Attestation of Conformity No. E8A 18 01 84117 049
	Declarations of conformity OT 24V P DIMP CE 3537796 05 210921
	CAD data 3-dim OT 100 220-240 24 DIM P - 3D stp file

Ecodesign regulation information:

Intended for use with LED modules.

The forward voltage of the LED light source shall be within the defined operating window of the control gear in all operating conditions including dimming if applicable.

Separate control gear and light sources must be disposed of at certified disposal companies in accordance with Directive 2012/19/EU (WEEE) in the EU and with Waste Electrical and Electronic Equipment (WEEE) Regulations 2013 in the UK. For this purpose, collection points for recycling centres and take-back systems (CRSO) are available from retailers or private disposal companies, which accept separate control gear and light sources free of charge. In this way, raw materials are conserved and materials are recycled.

Logistical Data

Product code	Product description	Packaging unit (Pieces/Unit)	Dimensions (length x width x height)	Volume	Gross weight
4052899545861	OT 100/220...240/24 DIM P	Shipping carton box 10	384 mm x 324 mm x 134 mm	16.67 dm ³	8884.00 g

The mentioned product code describes the smallest quantity unit which can be ordered. One shipping unit can contain one or more single products. When placing an order, for the quantity please enter single or multiples of a shipping unit.

Disclaimer

Subject to change without notice. Errors and omission excepted. Always make sure to use the most recent release.