



## Product datasheet

---

### Product family features

- Supply voltage: 220...240 V
- Line frequency: 0 Hz | 50 Hz | 60 Hz
- Line voltage: 198...264 V
- Safety according to EN 61347-1, 61347-2-3, 61347-2-13, 62384
- RI suppression according to EN 55015:2007+A1:2007/CDN
- Line harmonics according to EN 61000-3-2
- Immunity according to EN 61547
- Lifetime: up to 100,000 h (temperature at  $T_c = 65\text{ °C}$ , max. 10 % failure rate)
- LED protection by Hot Plug
- Independent connection via through-looping (CS version only)

## Technical data

### Electrical data

Nominal input voltage	200...240 V
Mains frequency	50/60 Hz
Input voltage AC	198...264 V <sup>1)</sup>
Input voltage DC	176...276 V
Total harmonic distortion	< 10 %
Power factor $\lambda$	0.95/0.85 <sup>2)</sup>
ECG efficiency	83 % <sup>3)</sup>
Device power loss	3.5 W <sup>4)</sup>
Inrush current	24 A <sup>5)</sup>
Max. ECG no. on circuit breaker 10 A (B)	18
Max. ECG no. on circuit breaker 16 A (B)	28
Max. ECG no. on circuit breaker 25 A (B)	-
Surge capability (L/N-Ground)	2 kV
Surge capability (L-N)	1 kV
Nominal output voltage	27...54 V <sup>6)</sup>
U-OUT (working voltage)	60 V
Nominal output current	250 / 300 / 350 mA <sup>7)</sup>
Output current tolerance	±10 %
Output ripple current (100 Hz)	< 5 %
Nominal output power	19 W <sup>8)</sup>
Galvanic isolation	SELV

<sup>1)</sup> Permitted voltage range

<sup>2)</sup> Full load at 230 V/Half load at 230 V

<sup>3)</sup> At full load and 230 V

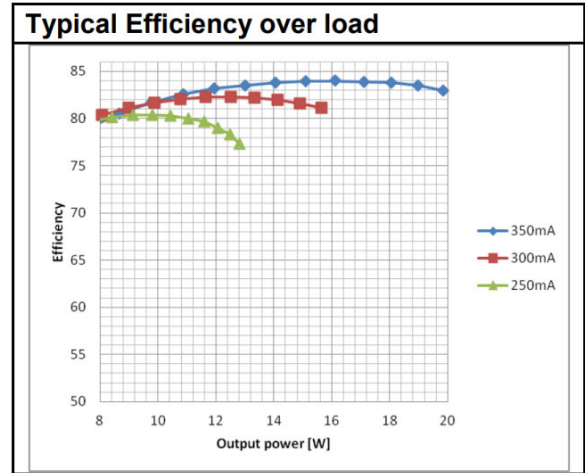
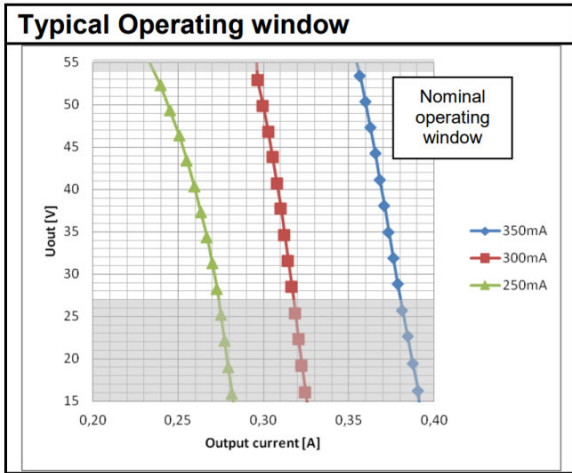
<sup>4)</sup> Maximum

<sup>5)</sup>  $t_{width} = 174 \mu s$  (measured at 50 %  $I_{peak}$ )

<sup>6)</sup> Maximum 60 V

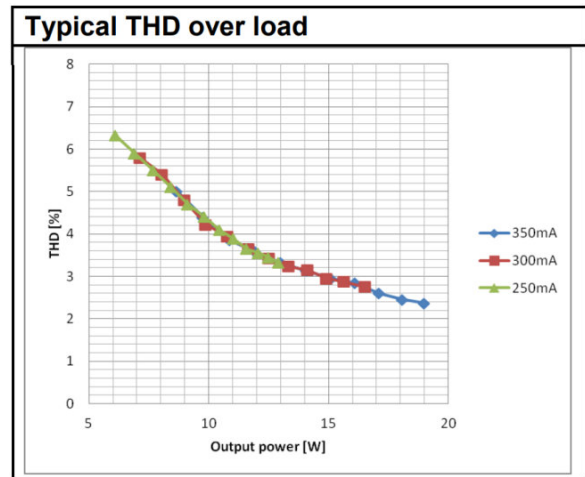
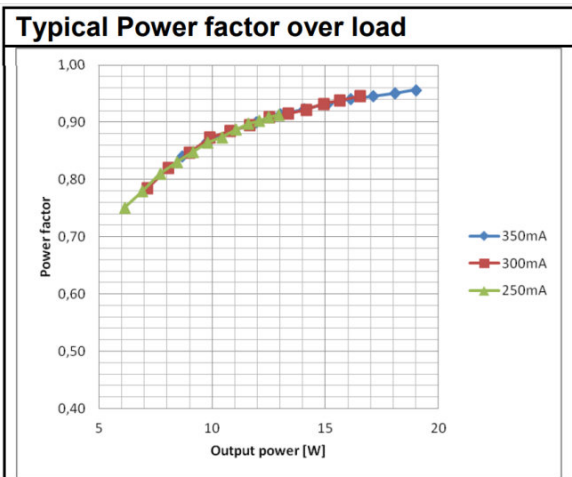
<sup>7)</sup> ±10%

<sup>8)</sup> Partial load 7...19 W



Operating Window

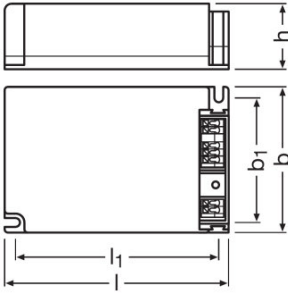
Typical Efficiency v Load 230 V 50 Hz



Typical Power Factor v Load

Typical THD v Load

## Dimensions & weight



<b>Mounting hole spacing, length</b>	94.0 mm
<b>Mounting hole spacing, width</b>	58.0 mm
<b>Product weight</b>	165.00 g
<b>Cable cross-section, input side</b>	0.2...1.5 mm <sup>2</sup> <sup>1)</sup>
<b>Cable cross-section, output side</b>	0.2...1.5 mm <sup>2</sup> <sup>1)</sup>
<b>Wire preparation length, input side</b>	8.5...9.5 mm
<b>Wire preparation length, output side</b>	8.5...9.5 mm
<b>Length</b>	103.0 mm
<b>Width</b>	67.0 mm
<b>Height</b>	29.5 mm

<sup>1)</sup> Solid or flexible leads

## Colors & materials

<b>Casing material</b>	Plastic
------------------------	---------

## Temperatures & operating conditions

<b>Ambient temperature range</b>	-25...+50 °C
<b>Maximum temperature at tc test point</b>	75 °C <sup>1)</sup>
<b>Max.housing temperature in case of fault</b>	110 °C
<b>Temperature range at storage</b>	-25...85 °C
<b>Permitted rel. humidity during operation</b>	5...85 % <sup>2)</sup>

<sup>1)</sup> Maximum at the T<sub>c</sub>-point

<sup>2)</sup> Maximum 56 days/year at 85 %

## Lifespan

<b>ECG lifetime</b>	50000 h <sup>1)</sup>
---------------------	-----------------------

<sup>1)</sup> At  $T_{case} = 75 °C$  at  $T_c$  point / 10% failure rate

## Product datasheet

### Additional product data

Encapsulated	No
--------------	----

### Capabilities

Dimmable	No
Overheating protection	Automatic reversible
Overload protection	Automatic reversible
Short-circuit protection	Automatic reversible <sup>1)</sup>
No-load proof	Yes
Max. cable length to lamp/LED module	2.0 m
Suitable for fixtures with prot. class	I / II
Suitable for emergency lighting	Yes
Type of connection, output side	Push terminal

<sup>1)</sup> A short circuit current of max. 1 A may occur. Make sure the load is designed to withstand the short circuit current as well

### Programming

Tuner4TRONIC	No
Tuner4TRONIC Field App	No
Programming device	DIPswitch




### Certificates & standards

Approval marks – approval	ENEC 10 / VDE / EMC / EL / CE
Standards	Acc. to EN 61347-1/Acc. to EN 61347-2-13/Acc. to EN 55015/Acc. to EN 61547/Acc. to EN 61000-3-2/Acc. to EN 62384
Protection class	II
Type of protection	IP20

### Logistical data









Commodity code	850440829000
----------------	--------------

### Download Data

File	
	Product Datasheet 489257_Datasheet_OT FIT 15220-240350 CS
	Certificates INOTEC Certificate OT FIT 15350 CS
	Certificates INOTEC Certificate OT FIT 15350 CS appendix

## Product datasheet

---

	Certificates 489242_CB Certification OT FIT CS
	Certificates OT ENEC 40038447 030720
	Certificates 489253_Inotec Declaration - Part II - OT FIT CS
	Certificates VDE EMC Certificate 40039188
	Declarations of conformity 489246_DoC_OT FIT CS
	CAD data 685804_OT FIT Housing 3D drawings CAD Data_ISG
	CAD data 685806_OT FIT Housing 3D drawings CAD Data_STEP
	CAD data PDF 685805_OT FIT Housing 3D drawings CAD Data_PDF

---

## Logistical Data

Product code	Product description	Packaging unit (Pieces/Unit)	Dimensions (length x width x height)	Volume	Gross weight
4052899919426	OT FIT 15/220...240/350 CS	Shipping carton box 20	357 mm x 222 mm x 96 mm	7.61 dm <sup>3</sup>	3551.00 g

---

The mentioned product code describes the smallest quantity unit which can be ordered. One shipping unit can contain one or more single products. When placing an order, for the quantity please enter single or multiples of a shipping unit.

## Disclaimer

Subject to change without notice. Errors and omission excepted. Always make sure to use the most recent release.