


BA-S-PL RD D

BackLED S Plus G15 | LED modules for light advertising and backlighting



Product family features

- Connected with flexible cables
- Type of protection (modules): IP66
- Color rendering index R_a : > 80
- CE marked and UL listed

Product family benefits

- Uniform illumination at high LED pitches thanks to Square Lens technology
- Modules are compatible with BackLED mounting profile
- Significantly better application efficiency compared to systems without lenses
- Several options for quick and simple mounting: bolting or snap-in
- Excellent module efficacy
- Very long lifetime
- 5 year guarantee

Areas of application

- Signage and illuminated advertising
- Backlighting of small and/or flat channel letters
- Backlighting of single and double-sided light boxes
- Permanent outdoor use in enclosed light boxes or channel letters



Product datasheet

Technical data

Electrical data

Nominal voltage	12.0 V
Nominal wattage per chain	33.80 W
Nominal wattage per LED module	0.38 W
Accidental reverse input voltage protection up to	13 V
Input voltage range	12...13 V
Type of current	DC

Photometrical data

Nominal dominant wavelength	625 nm
Light color LED	Red
Luminous flux per module chain	1215 lm
Luminous flux per LED module	13.5 lm
Luminous efficacy	35.9 lm/W ¹⁾

¹⁾ Cool conditions (T_c = 25 °C) / Steady state (T_a = 25 °C)

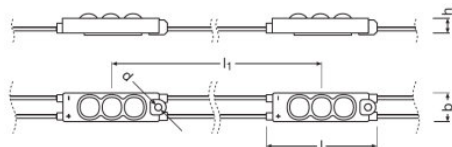
Light technical data

Beam angle	155 °
------------	-------

LED module information

Number of LEDs per module	3
Number of LED modules per chain	90
Minimum operable number of LED modules	1

Dimensions & weight



Length	12454 mm
Width	12.0 mm

Product datasheet

Height	6.0 mm
Product weight	495.00 g
Module length	45.5 mm
Module pitch	135 mm

Temperatures & operating conditions

Temperature range in operation at T _c point	-25...65 °C ¹⁾
Temperature range at storage	-25...85 °C

¹⁾ At the T_c point

Lifespan

Lifespan	30000 h
----------	---------

Additional product data

Product remark	Modules perfectly matched to OSRAM OPTOTRONIC LED drivers (see relevant table)/For current photometric data and important safety, installation and application information (see www.osram.com/led-systems)/All the technical parameters apply to the entire module. In view of the complex manufacturing process for light emitting diodes, the typical values given above for the technical LED parameters are merely statistical values that do not necessarily correspond to the actual technical parameters of an individual product; individual products may vary from the typical values
Successor EAN	4062172166614

Capabilities

Dimmable	Yes
Dimming range	1...100 %

Certificates & standards

Energy consumption	38 kWh/1000h
Type of protection	IP66
Standards	Acc. to IEC 62031/Acc. to IEC 62471/Acc. to CISPR 15/Acc. to IEC 61547/Acc. to EN 60529
Approval marks – approval	CE / UL listed

Logistical data

Commodity code	940540399000
----------------	--------------

Product datasheet



484525_5 Year Osram Guarante
(GB)

Equipment / Accessories




- BackLED mounting profile BA-SM-MP
- Several types of OPTOTRONIC 12 V power supplies available

Product datasheet






Additional product information

- Installation of LED modules (with power supplies) needs to be made under consideration of all valid regulations and norms.
- Installation by qualified electrician only.
- Please see the relevant application guides and instructions sheets for more detailed safety and mounting information. Additional information is available on request.
- Complies with IEC/EN 61547
- Complies with IEC/EN 61000-3-2
- Complies with EN 55015, CISPR 15
- Complies with IEC/EN 61347-1
- Complies with IEC/EN 61347-2-13
- Parallel connection is mandatory for safe electrical operation. Serial connection of LED modules is strongly discouraged. Unbalanced voltage drop in serial connection can cause hazardous overload and damage the LED module.
- Electrical contact is achieved with the contact cables or the terminals of the module. Please refer to the technical data for maximum number of LED modules that can be operated on one control gear.
- In order to operate OSRAM LED modules safely, it is absolutely necessary to operate them with an electronically stabilized power supply that protects against short circuits, overload and overheating.
- In case other power supplies than OSRAM OPTOTRONIC are used, compliance to the necessary operating parameters (voltage, current, power) has to be ensured.
- Pay attention to polarity! Wrong polarity can cause destruction or malfunction of the module.
- Conducting paths on the circuit board must not be damaged or destroyed during installation.
- The LED module itself and all its components must not be stressed mechanically.
- Operation in or under water is prohibited.
- To avoid mechanical damage, the LED modules have to be attached securely to the intended mounting surface. It is recommended to avoid heavy vibration.
- In case that the LED module is equipped with a pre-mounted double-sided adhesive tape, OSRAM assumes no liability and provides no guarantee for a permanent adherence of the modules to the surface. OSRAM recommends fixation of the modules by means of suitable screws.
- Complies with IEC 61347-1 cl. 18.3, cl. 18.4, IEC 60695-2-10, IEC 60695-11-5, IEC 60695-11-10 (classification V-0)
- All the technical parameters apply to the entire module. In view of the complex manufacturing process for light emitting diodes, the specified typical values for the technical LED parameters are merely statistical values that do not necessarily correspond to the actual technical parameters of an individual product; individual products may vary from the typical values.
- Module contains no PVC material.
- To ensure uniform illumination, a reflective matt white surface is generally recommended for all internal frame walls and back panels of light boxes.
- LED modules are dimmable by means of PWM (pulse width modulation). It is recommended using the following OSRAM control gears: OPTOTRONIC OT DIM or OPTOTRONIC 24 V power supplies with integrated 1...10 V dimming interface.
- The module may cause noises during dimming. If a dimming operation is required, it is recommended to check the dimming operation for noises before final installation.

Download Data

File	
	User instruction 730347_User instruction BackLED L M S Plus
	Certificates 647683_MD-DoC BackLED SM Plus G15
	Declarations of conformity BackLED CE 3250405 09 211119

Product datasheet

	CAD data 652642_CAD Daten BA-S-PL G15_STEP
	CAD data 652643_CAD Daten BA-S-PL G15_IGS
	CAD data 652653_CAD Daten BA-S-PL G15_pdf
	Eulumdat 655228_BA-S-PL-RED G15_IES
	Eulumdat 655230_BA-S-PL-RED G15_LTD

Ecodesign regulation information:

ul>This product is considered to be a "containing product" in the sense of Regulations (EU) 2019/2020 and (EU) 2019/2015. Tolerances of the reported values, are according to LED Modules Performance standard IEC/EN 62717.

In general, the replacement of the contained light sources without permanent damage to the product with the use of common available tools is possible in the final application when they can be dismantled from the installation environment and substituted for the necessary number of light sources restoring its full electrical/mechanical/thermal/optical functionality by means of a professional installer.

Dismantling of light sources from containing products at end of life: Containing products with light sources which are scalable in length can be cut to the length of the contained light source and if applicable mechanically detached from protective and/or optical covers. Containing products shall be separated from building material and/or from other additional mounting accessories by means of a professional installer.

Separate control gear and light sources must be disposed of at certified disposal companies in accordance with Directive 2012/19/EU (WEEE) in the EU and with Waste Electrical and Electronic Equipment (WEEE) Regulations 2013 in the UK. For this purpose, collection points for recycling centres and take-back systems (CRSO) are available from retailers or private disposal companies, which accept separate control gear and light sources free of charge. In this way, raw materials are conserved and materials are recycled.

Logistical Data

Product code	Product description	Packaging unit (Pieces/Unit)	Dimensions (length x width x height)	Volume	Gross weight
4052899300637	BA-S-PL RD D	Shipping carton box 5	428 mm x 254 mm x 298 mm	32.40 dm ³	4557.00 g

The mentioned product code describes the smallest quantity unit which can be ordered. One shipping unit can contain one or more single products. When placing an order, for the quantity please enter single or multiples of a shipping unit.

Accessories Optional

Product description	Accessory name	Accessory code
BA-S-PL RD D	BA -SM-MP	▶ 4052899264540

Product datasheet

References / Links

For more information on the multi-level guarantee and the terms and conditions of the guarantee visit

- ▶ www.osram.com/system-guarantee

Disclaimer

Subject to change without notice. Errors and omission excepted. Always make sure to use the most recent release.