

## PrevaLED Cube AC DALI

Spot-, Down- and Wallmount Light Engines and Modules



### Areas of application

- Hospitality, hotels, restaurants
- Public and commercial buildings
- Offices
- Corridors
- Shops
- Secondary rooms, garages, storerooms, cellars

### Product family benefits

- Easy dimming installations due to Touch DIM and corridor function
- Easy connection to AC mains power and DALI interface
- Enables low-cost and compact luminaire designs
- Low profile
- Future-proof dimensions for reliable designs
- Near Lambertian light distribution at 110° beam angle for high quality of light
- Protection against overheating due to thermal derating



## Product family datasheet

---

### Product family features

- Dimming range (DALI): 1...100 %
- Dimensions of DALI version identical to on/off version
- Mains voltage driven LED engine
- Integrated control gear
- Diameter of light emitting surface: 61 mm
- Common mechanic and photometric interfaces
- Initial color consistency: < 3 SDCM
- Lifetime (L70/B50): 50,000 h (temperature at  $T_c = 70 \text{ °C}$ )
- LED module is reinforced isolated to mounting surface
- Photobiological safety according to IEC/TR 62778, risk group RG1

## Product family datasheet

### Technical data

#### Electrical data

Product description	Nominal wattage	Rated wattage	Nominal voltage	Input voltage range	Power factor $\lambda$	Type of current
PL-CUBE-AC -1100-830-G3 DALI	11.60 W	11.60 W	230 V	220...240 V	> 0.90	AC
PL-CUBE-AC -2000-840-G3 DALI	19.20 W	19.20 W	230 V	220...240 V	> 0.90	AC

#### Photometrical data

Product description	Total useful luminous flux	Luminous efficacy	Standard deviation of color matching	Nom. useful luminous flux 120°	Rated useful luminous flux 120°
PL-CUBE-AC -1100-830-G3 DALI	1100 lm	95 lm/W	$\leq 3$ sdc	879 lm	879 lm
PL-CUBE-AC -2000-840-G3 DALI	2000 lm	104 lm/W	$\leq 3$ sdc	1598 lm	1598 lm

#### Light technical data

Product description	Rated beam angle (half peak value)	Starting time	Warm-up time (60 %)
PL-CUBE-AC -1100-830-G3 DALI	110.00 °	< 0.5 s	< 2.00 s
PL-CUBE-AC -2000-840-G3 DALI	110.00 °	< 0.5 s	< 2.00 s

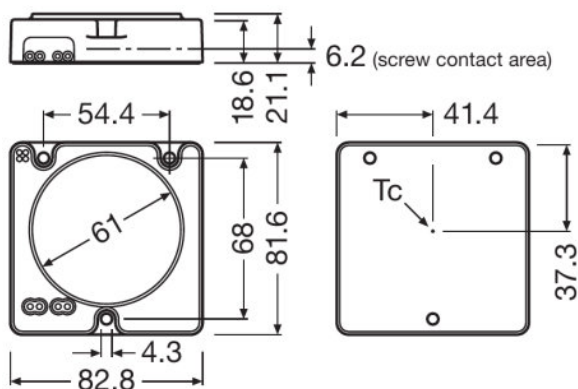
#### Dimensions & weight

Product description	Rated width	Construction length	Rated height	Product weight
PL-CUBE-AC -1100-830-G3 DALI	81.6 mm <sup>1)</sup>	82.8 mm <sup>1)</sup>	21.20 mm <sup>1)</sup>	66.00 g
PL-CUBE-AC -2000-840-G3 DALI	81.6 mm <sup>1)</sup>	82.8 mm <sup>1)</sup>	21.20 mm <sup>1)</sup>	66.00 g

<sup>1)</sup> general tolerances ISO 2768-c

## Product family datasheet

### Product line drawing



PL-CUBE-AC -1100-830-G3 DALI, PL-CUBE-AC -2000-840-G3 DALI

### Temperatures & operating conditions

Product description	Performance temp. acc. to IEC 62717	Maximum temperature at tc test point	Ambient temperature range	Temperature range at storage
PL-CUBE-AC -1100-830-G3 DALI	70 °C	90 °C	-20...+50 °C <sup>1)</sup>	-20...85 °C
PL-CUBE-AC -2000-840-G3 DALI	70 °C	90 °C	-20...+50 °C <sup>1)</sup>	-20...85 °C

<sup>1)</sup> T<sub>a</sub> (rated) = 25 °C

### Lifespan

Product description	Lifespan	Nominal lamp life time	Rated lamp life time	Number of switching cycles
PL-CUBE-AC -1100-830-G3 DALI	50000 h	50000 h	50000 h	100000
PL-CUBE-AC -2000-840-G3 DALI	50000 h	50000 h	50000 h	100000

### Capabilities

Product description	Dimmable	Dimming interface	Dimming range
PL-CUBE-AC -1100-830-G3 DALI	Yes	DALI	1...100 %
PL-CUBE-AC -2000-840-G3 DALI	Yes	DALI	1...100 %

## Product family datasheet

### Certificates & standards

Product description	Energy consumption	Energy efficiency class
PL-CUBE-AC -1100-830-G3 DALI	11 kWh/1000h	A+
PL-CUBE-AC -2000-840-G3 DALI	17 kWh/1000h	A+

### Logistical data

Product description	Commodity code
PL-CUBE-AC -1100-830-G3 DALI	854370909900
PL-CUBE-AC -2000-840-G3 DALI	854370909900

---

### Application advice

For more detailed application information and graphics please see product datasheet.

## Product family datasheet

---

### Additional product information

- Installation by qualified electrician only.
- Please see the relevant application guides and instructions sheets for more detailed safety and mounting information. Additional information is available on request.
- The module / light engine has to be mounted to a proper heat sink in order to ensure that the maximum rated temperature at the  $T_c$  point will not be exceeded.
- For safety reasons the LED light engine must not be operated if the housing is damaged.
- Complies with IEC/EN 62031
- Complies with IEC/EN 61547
- Complies with IEC/EN 61000-3-2
- Complies with EN 55015, CISPR 15
- Complies with IEC/EN 62717
- Suitable only for operation with line voltage.
- Parallel connection is mandatory for safe electrical operation. Serial connection of LED modules is strongly discouraged. Unbalanced voltage drop in serial connection can cause hazardous overload and damage the LED module.
- Conducting paths on the circuit board must not be damaged or destroyed during installation.
- Suitable for luminaires of protection class I, grounding is mandatory to comply with safety standards.
- When used in a luminaire of protection class II compliance with the required safety standards has to be ensured by the luminaire manufacturer.
- This LED module is not recommended to be used in rooms with fast moving parts as the light modulation can cause stroboscopic effects.
- This LED module might interfere with displays and cameras due to modulation.
- The LED module itself and all its components must not be stressed mechanically.
- For optimal cooling a thermal interface material should be applied between LED module and heat sink.
- It is highly recommended to use a thermal interface material (TIM). The TIM needs to enable adequate heat transfer, during installation it has to be taken care not to create air inclusions between surfaces. For this purpose it is recommended to use a heat sink with even and clean surfaces.
- The module must not be attached to wood or other flammable materials.
- Protect against splashes!
- The module, as manufactured, has no inherent protection against corrosion. It is the user's responsibility to provide suitable protection against corrosive agents, such as moisture, condensation and other harmful elements.





---

### Sales and Technical Support

Sales and Technical Support [www.osram.com](http://www.osram.com)







---

### Download Data

File	
	User instruction PrevaLED Cube-AC-G3 DALI
	Brochures 651708_Technical application guide PrevaLED Cube AC DALI light engines (GB)
	Certificates 729283_VDE_Certificate_PrevaLED Cube AC DALI G3
	Certificates 540102_VDE license PL Core AC PRO

## Product family datasheet

---

	Certificates 664159_ENEC VDE Certificate: PL Cube AC G3
	Declarations of conformity 664152_EC Declaration of Conformity: PL Cube AC G3 DA
	CAD data 664810_CAD Datei IGES: PL Cube AC DALI G3
	CAD data 664811_CAD Daten STEP: PL Cube AC DALI G3
	CAD data 664812_CAD Datei Parasolid: PL Cube AC DALI G3
	CAD data 3-dim 666261_CAD Data 3D PDF: PL CUBE AC DALI G3

---

### Logistical Data

Product code	Product description	Packaging unit (Pieces/Unit)	Dimensions (length x width x height)	Volume	Gross weight
4052899318106	PL-CUBE-AC -1100-830-G3 DALI	Shipping carton box 20	481 mm x 393 mm x 51 mm	9.64 dm <sup>3</sup>	1598.00 g
4052899318083	PL-CUBE-AC -2000-840-G3 DALI	Shipping carton box 20	481 mm x 393 mm x 51 mm	9.64 dm <sup>3</sup>	1598.00 g

---

The mentioned product code describes the smallest quantity unit which can be ordered. One shipping unit can contain one or more single products. When placing an order, for the quantity please enter single or multiples of a shipping unit.

### References / Links

For more information on the multi-level guarantee and the terms and conditions of the guarantee visit

▶ [www.osram.com/system-guarantee](http://www.osram.com/system-guarantee)

### Disclaimer

Subject to change without notice. Errors and omission excepted. Always make sure to use the most recent release.