

BA-TW-PL 827-865 G2

BackLED TW Plus G2 | LED modules for light advertising and backlighting



Product family features

- Connected with flexible cables
- Type of protection (modules): IP66/IP68
- Light color: dynamic 2700...6500 K
- Special robust encapsulation
- CE marked

Product family benefits

- Flexible programmable lighting moods in connection with light management systems
- Uniform backlighting of large surfaces thanks to extremely wide angle optics
- Simple fixing with M3 screws
- UV and IR-free light preserves exhibits
- Consistent white light (Standard Deviation of Color Matching SDCM: < 3)
- 5 year guarantee

Areas of application

- Daylight simulation
- Spas
- Shops
- Offices
- Museums, art galleries
- Permanent outdoor use in enclosed light boxes or channel letters



Product datasheet

Technical data

Electrical data

Nominal voltage	24.0 V
Nominal wattage per LED module	4.8 W
Accidental reverse input voltage protection up to	24 V
Input voltage range	23.5...24.5 V
Type of current	DC

Photometrical data

Light color LED	White
Luminous flux per module chain	9200 lm
Luminous efficacy	95.8 lm/W
Luminous flux per LED module	460 lm

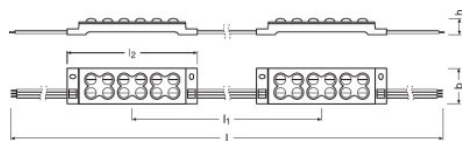
Light technical data

Beam angle	150 °
------------	-------

LED module information

Number of LEDs per module	12
Number of LED modules per chain	20
Minimum operable number of LED modules	1

Dimensions & weight



Product weight	1400.00 g
Length	130.0 mm
Width	35.0 mm
Height	12.3 mm
Module length	47.5 mm

Product datasheet

Module pitch	500 mm
--------------	--------

Temperatures & operating conditions

Temperature range in operation at Tc point	-25...55 °C
Temperature range at storage	-25...85 °C

Additional product data

Product remark	Modules perfectly matched to OSRAM OPTOTRONIC LED drivers (see relevant table)/For current photometric data and important safety, installation and application information (see www.osram.com/led-systems)./All the technical parameters apply to the entire module. In view of the complex manufacturing process for light emitting diodes, the typical values given above for the technical LED parameters are merely statistical values that do not necessarily correspond to the actual technical parameters of an individual product; individual products may vary from the typical values
Successor EAN	4052899627253

Capabilities

Dimming range	5...100 %
---------------	-----------

Certificates & standards

Type of protection	IP66
Standards	CE
Approval marks – approval	CE
Energy efficiency class of the contained light source	G

Logistical data

Commodity code	853951000000
----------------	--------------

Environmental information

Information according Art. 33 of EU Regulation (EC) 1907/2006 (REACH)	
Date of Declaration	19-05-2023
Primary Article Identifier	4052899452954
Declaration No. in SCIP database	In work

Product datasheet



484525_5 Year Osram Guarante
(GB)

Equipment / Accessories




- Seven types of OPTOTRONIC 24 V power supplies available
- BoxLED mounting profile BX-MP

Product datasheet












Additional product information

- Installation of LED modules (with power supplies) needs to be made under consideration of all valid regulations and norms.
- Installation by qualified electrician only.
- Please see the relevant application guides and instructions sheets for more detailed safety and mounting information. Additional information is available on request.
- Complies with IEC/EN 61547
- Complies with IEC/EN 61000-3-2
- Complies with EN 55015, CISPR 15
- Complies with IEC/EN 61347-1
- Complies with IEC/EN 61347-2-13
- LED modules are dimmable by means of PWM (pulse width modulation). It is recommended using the following OSRAM control gears: OPTOTRONIC OT DIM or OPTOTRONIC 24 V power supplies with integrated 1...10 V dimming interface.
- Parallel connection is mandatory for safe electrical operation. Serial connection of LED modules is strongly discouraged. Unbalanced voltage drop in serial connection can cause hazardous overload and damage the LED module.
- Electrical contact is achieved with the contact cables or the terminals of the module. Please refer to the technical data for maximum number of LED modules that can be operated on one control gear.
- In order to operate OSRAM LED modules safely, it is absolutely necessary to operate them with an electronically stabilized power supply that protects against short circuits, overload and overheating.
- In case other power supplies than OSRAM OPTOTRONIC are used, compliance to the necessary operating parameters (voltage, current, power) has to be ensured.
- Pay attention to polarity! Wrong polarity can cause destruction or malfunction of the module.
- Conducting paths on the circuit board must not be damaged or destroyed during installation.
- The LED module itself and all its components must not be stressed mechanically.
- Operation in or under water is prohibited.
- To avoid mechanical damage, the LED modules have to be attached securely to the intended mounting surface. It is recommended to avoid heavy vibration.
- In case that the LED module is equipped with a pre-mounted double-sided adhesive tape, OSRAM assumes no liability and provides no guarantee for a permanent adherence of the modules to the surface. OSRAM recommends fixation of the modules by means of suitable screws.
- Complies with IEC 61347-1 cl. 18.3, cl. 18.4, IEC 60695-2-10, IEC 60695-11-5, IEC 60695-11-10 (classification V-0)
- All the technical parameters apply to the entire module. In view of the complex manufacturing process for light emitting diodes, the specified typical values for the technical LED parameters are merely statistical values that do not necessarily correspond to the actual technical parameters of an individual product; individual products may vary from the typical values.
- Module contains no PVC material.
- To ensure uniform illumination, a reflective matt white surface is generally recommended for all internal frame walls and back panels of light boxes.
- The module may cause noises during dimming. If a dimming operation is required, it is recommended to check the dimming operation for noises before final installation.

Download Data

File	
	User instruction UI BackLED TW and RGBW Plus G2
	Brochures Technical application guide BackLED and BoxLED portfolio (EN)
	Declarations of conformity 727530_EC BackLED PLUS

Product datasheet

	Declarations of conformity 727532_Manufacturer's Declaration BackLED PLUS
	CAD data 728688_CAD BackLED TW Plus G2.DWG
	CAD data 728689_CAD BackLED TW Plus G2.IGS
	CAD data 3-dim 728690_CAD BackLED TW Plus G2.STEP
	CAD data PDF 728631_CAD BackLBackLED TW Plus G2_PDF
	Eulumdat 728626_BackLED TW Plus G2_BA-TW-PL_2700K_4052899452954
	Eulumdat 728627_BackLED TW Plus G2_BA-TW-PL_2700K+6500K_4052899452954
	Eulumdat 728628_BackLED TW Plus G2_BA-TW-PL_6500K_4052899452954.ltd
	IES data IES_BackLED TW Plus G2
	IES data IES_BackLED TW Plus G2
	IES data IES_BackLED TW Plus G2

Ecodesign regulation information:

- This product is considered to be a "containing product" in the sense of Regulations (EU) 2019/2020 and (EU) 2019/2015.
- Tolerances of the reported values, are according to LED Modules Performance standard IEC/EN 62717.
- In general, the replacement of the contained light sources without permanent damage to the product with the use of common available tools is possible in the final application when they can be dismantled from the installation environment and substituted for the necessary number of light sources restoring its full electrical/mechanical/thermal/optical functionality by means of a professional installer.
- Dismantling of light sources from containing products at end of life: Containing products with light sources which are scalable in length can be cut to the length of the contained light source and if applicable mechanically detached from protective and/or optical covers. Containing products shall be separated from building material and/or from other additional mounting accessories by means of a professional installer. Separate control gear and light sources must be disposed of at certified disposal companies in accordance with Directive 2012/19/EU (WEEE) in the EU and with Waste Electrical and Electronic Equipment (WEEE) Regulations 2013 in the UK. For this purpose, collection points for recycling centres and take-back systems (CRSO) are available from retailers or private disposal companies, which accept separate control gear and light sources free of charge. In this way, raw materials are conserved and materials are recycled.

Logistical Data

Product code	Product description	Packaging unit (Pieces/Unit)	Dimensions (length x width x height)	Volume	Gross weight
--------------	---------------------	------------------------------	--------------------------------------	--------	--------------

Product datasheet

Logistical Data

4052899452954	BA-TW-PL 827-865 G2	Shipping carton box 5	473 mm x 328 mm x 292 mm	45.30 dm ³	9777.00 g
---------------	---------------------	--------------------------	--------------------------	-----------------------	-----------

The mentioned product code describes the smallest quantity unit which can be ordered. One shipping unit can contain one or more single products. When placing an order, for the quantity please enter single or multiples of a shipping unit.

Accessories Optional

Product description	Accessory name	Accessory code
BA-TW-PL 827-865 G2	BX -MP	▶ 4008321981110

References / Links

For more information on the multi-level guarantee and the terms and conditions of the guarantee visit <https://>

▶ www.inventronics-light.com/multilevel-guarantees

Disclaimer

- Subject to change without notice. Errors and omission excepted. Always make sure to use the most recent release.