

LF1100TW-G5 -922.935-09 L2

LINEARlight FLEX Tunable White | – LED modules for professional and industrial applications



Product family features

- 24 V LED strips flexible and cuttable
- Luminous flux: up to 3,800 lm/m
- Up to 60,000 h L90/B10 with SDT technology, tested acc. to IEC 62717 on real LED strips
- Adjustable color temp. via Tunable White: 2200...3500 K, 2500...4000 K, 2700...5700 K CRI90
- Adjustable color temp. via Tunable White: 2200...3500 K, 2500...3500 K, 2700...6500 K CRI80
- CRI80, CRI90 options available
- Stable light flux over length: active constant current regulators (ICs), PWM safe
- Embedded automatic quick protection against accidental miswiring up to 25 V
- Fully PWM dimmable from zero up to 2.5 kHz, audible noise free, suitable for quite places
- Designed, engineered and manufactured and tested in Italy (ISO9001, ISO 17025, ACCREDIA, VDE)

Product family benefits

- Color uniformity better than 3 SDCM on the entire LED strip and between strips
- LED lifetime acc.to IES LM-80 and IES TM-21 standards, and also internal OSRAM LAB tests
- Excellent robustness: single reel manufacturing technology (no solder joints on strip)
- Easy mounting on many smooth surfaces thanks to self-adhesive tape at the back
- Extraordinary design and high quality materials
- Pre-soldered wires

Areas of application

- Cove lighting
- Shop lighting
- Offices



Product datasheet

Technical data

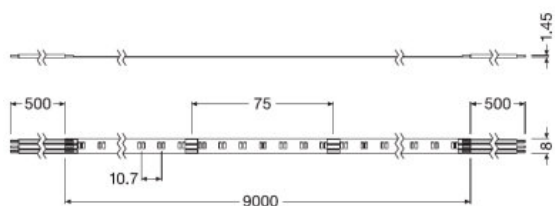
Electrical data

Nominal wattage per meter	10.9 W
---------------------------	--------

Photometrical data

Color temperature	2200...3500 K
Color rendering index Ra	90
Luminous flux per meter	1111 lm
Luminous efficacy	102 lm/W
Standard deviation of color matching	≤3 sdc _m
Rated color temperature	2700 K

Dimensions & weight



Cable length	500.0 mm
Product weight	104.00 g
Length	9000 mm
Width	8.00 mm
Height	1.40 mm

Logistical data

Commodity code	940540399000
----------------	--------------

Equipment / Accessories




- Flexories: a complete set of aluminum channels with diffusers and lenses
- Simplified connection with optional matching CONNECTsystem
- Perfectly matched with OPTOTRONIC OTi DALI 50/220...240/24 TW
- Perfectly matched with OPTOTRONIC OTi DALI 80/220...240/24 TW

Additional product information

- Some LED modules are equipped with a self-adhesive tape for attaching the LED module to suitable materials, such as aluminum profiles, which must be clean and free of oil or silicone coatings, as well as other dirt/dust particles. The adhesive tape is intended for single use and if removed may damage the material to which it is stuck and the LED module itself, which must then be scrapped. Use the adhesive tape when the installation material temperature is in the 18 °C...35 °C range. Complete adhesion takes up to 72 h.
- LED modules are designed for static installations in accordance with IPC 6013C – Use A. Take material vibrations, repetitive torsion, and elongation/compression into account.
- If the operating environment covers a broad temperature range (e.g. outdoor applications) and the operating length is longer than 2 m, the use of adequate mounting surfaces is required. The use of an additional thicker adhesive tape between LED module and mounting surface is also recommended in order to absorb the stress of any mismatch in expansion. Assure enough space for module expansion with increasing temperature.
- The manufacturer is not responsible for damage due to chemical corrosion. The user must provide suitable protection against corrosive agents such as moisture and condensation and any other harmful elements/compounds. Make certain to avoid corrosive atmospheres. According to the current state of LED technology, hydrogen sulfide (H₂S) causes accelerated corrosion which leads to shortened lifetime or premature failure. Sources of H₂S may be rubber, foam rubber, soft-foam tapes, rubber-based sealing, natural sources (e.g. sulfur springs), etc. To avoid H₂S from sulfur-vulcanized rubber use silicon-based materials or peroxide-crosslinked rubber instead. Follow the recommendations in the material datasheet of the rubber supplier.
- IP00 LED modules, as manufactured, have no conformal coating and therefore offer no inherent protection against corrosion. Conformal coating treatment is possible, however materials must be selected properly in order to avoid product damage or impaired performance; the user must also completely seal the cut parts (ends/edges).
- For applications involving exposure to humidity and dust the module must be protected by a fixture or housing with a suitable IP protection class.
- Consult OSRAM Technical Service for further advice.
- Only a qualified electrician may install the module.
- Handle with care and ensure that there is no mechanical product damage, including damage to invisible internal electronics parts.
- Exceeding maximum operating and storage temperature ratings can reduce the expected lifetime or even destroy the LED module. The temperature of the LED module must be measured at the T_c-point in accordance with EN 60598-1 under steady-state conditions, considering the worst case; drive all channels at 100 % power. Refer to the product drawing for the exact location of the T_c-point.
- Exceeding the maximum ratings for the operating voltage causes hazardous overload and will likely destroy the LED module.
- Installation of LED modules and connection to the power supply must comply with all applicable electrical and safety standards.
- Observe correct polarity and wiring diagrams! Incorrect polarity or wrong wiring can cause unpredictable permanent damage or even failure of the product.
- Never exceed the maximum operable length, including daisy-chaining connections.
- Always ensure electrical isolation between the LED module and the mounting surface, especially in the vicinity of connections or cut ends.
- IP00 LED modules are ESD-sensitive; take adequate precautions during installation and operation of the products.
- Use only SELV LED drivers in accordance with applicable lighting standards and LED module ratings. In order to safely operate OSRAM LED modules it is necessary to supply them with an electronically stabilized power supply providing protection against short circuits, overload and overheating. To simplify the approval process of the luminaire/installation, the electronic power supplies control gear for LED modules must bear the CE and ENEC marking. In Europe the Declarations of Conformity must include at least the following standards: EN 61347-2-13, EN 55015, EN 61547 and EN 61000-3-2. ENEC certification will be based on EN 61347-2-13 and EN 62384. OSRAM OPTOTRONIC LED drivers comply with all relevant standards and guarantee safe operation; see the relevant brochure for more detailed information about OSRAM OPTOTRONIC.
- Avoid installations in rural and urban areas with high industrial activity and heavy traffic (higher than class than 4C1 according IEC 60721-3) and as well as installation in spa, areas with chlorine atmosphere, direct exposure to blown sand.

Product datasheet

Download Data

File	
	User instruction LINEARlight FLEX, Tunable White
	Product Datasheet LINEARlight Flex Tunable White CRI90 Specification Sheet (EN)
	Brochures Light is freedom of design (EN)
	Certificates LF(P)-Uniformity ENEC 181120
	Certificates LF(P) TW G5 CB 180121
	Declarations of conformity LFTWG5 CE 4249165 241120
	Eulumdat LF1100TW-G5-922.935-09 L2 LTD 130421
	IES data LF1100TW-G5-922.935-09 L2 IES 130421

Logistical Data

Product code	Product description	Packaging unit (Pieces/Unit)	Dimensions (length x width x height)	Volume	Gross weight
4062172189255	LF1100TW-G5 -922.935-09 L2	Shipping carton box 8	241 mm x 195 mm x 205 mm	9.63 dm ³	1765.00 g

The mentioned product code describes the smallest quantity unit which can be ordered. One shipping unit can contain one or more single products. When placing an order, for the quantity please enter single or multiples of a shipping unit.

Accessories Optional

Product description	Accessory name	Accessory code
LF1100TW-G5 -922.935-09 L2	CORNER-FLEX -4P-003 KIT 10PCS	▶ 4062172179638
LF1100TW-G5 -922.935-09 L2	CORNER-FLEX -4P-015 KIT 10PCS	▶ 4062172179676
LF1100TW-G5 -922.935-09 L2	CONN-FLEX -3P-050 KIT 10PCS	▶ 4062172179690
LF1100TW-G5 -922.935-09 L2	CONN-FLEX -3P-200 KIT 10PCS	▶ 4062172179720
LF1100TW-G5 -922.935-09 L2	FX -SC08-G2-CT4PJ	▶ 4052899464858

Product datasheet

Disclaimer

Subject to change without notice. Errors and omission excepted. Always make sure to use the most recent release.