

## OT FIT 30/220...240/700 CS

OPTOTRONIC FIT CS | Compact Constant Current LED Drivers – Non dimmable



### Areas of application

- Suitable for downlights, spotlights and LED panels
- Suitable for luminaires of protection classes I and II

### Product family benefits

- High quality of light thanks to low output ripple current
- High flexibility due to four different output currents
- Small housing for flexible luminaire designs
- High efficiency



## Product datasheet

---

### Product family features

- Supply voltage: 220...240 V
- Line frequency: 50 Hz | 60 Hz
- Line voltage: 198...264 V
- According to EN 61347-1, 61347-2-13, 62384
- RI suppression: to EN 55015
- Line harmonics according to EN 61000-3-2
- Immunity according to EN 61547
- Lifetime: up to 50,000 h (temperature at  $T_c = 70\text{ °C}$ , max. 10 % failure rate)
- Cable clamp kit for independent mounting

## Technical data

### Electrical data

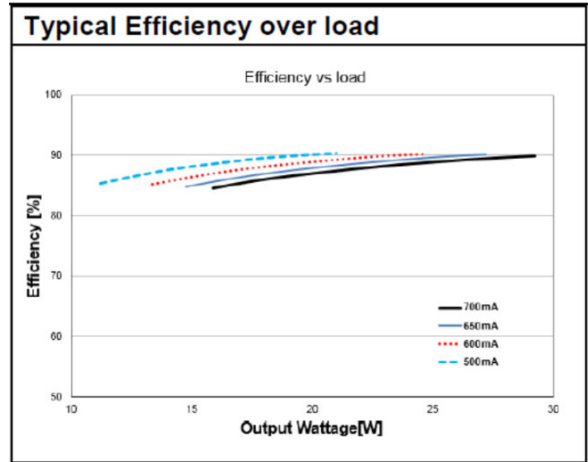
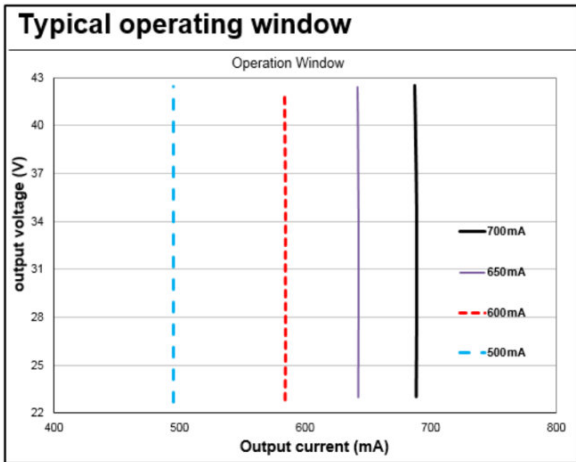
Nominal input voltage	220...240 V
Mains frequency	50/60 Hz
Input voltage AC	198...264 V
Total harmonic distortion	< 10 % <sup>1)</sup>
Power factor $\lambda$	0.98
ECG efficiency	89 % <sup>2)</sup>
Device power loss	3.5 W <sup>3)</sup>
Protective conductor current	<0.7 mA
Inrush current	< 16 A <sup>4)</sup>
Max. ECG no. on circuit breaker 10 A (B)	16
Max. ECG no. on circuit breaker 16 A (B)	25
Max. ECG no. on circuit breaker 25 A (B)	-
Surge capability (L/N-Ground)	2 kV
Surge capability (L-N)	1 kV
Nominal output voltage	23...42 V
U-OUT (working voltage)	60 V
Nominal output current	500 / 600 / 700 / 650 mA
Output current tolerance	±7.5 %
Output ripple current (100 Hz)	< 5 %
Output PSTLM	≤1
Output SVM	≤0.4
Nominal output power	11.5...29.4 W
Galvanic isolation	SELV
Current set	DipSwitch

<sup>1)</sup> At full load, 230 V, 50 Hz / see graphs

<sup>2)</sup> At full load and 230 V / At 50 Hz

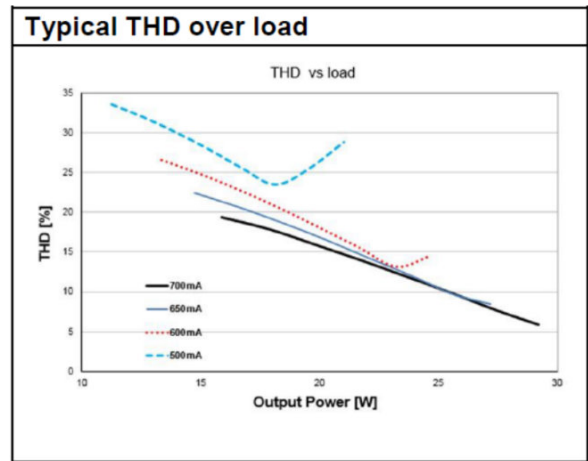
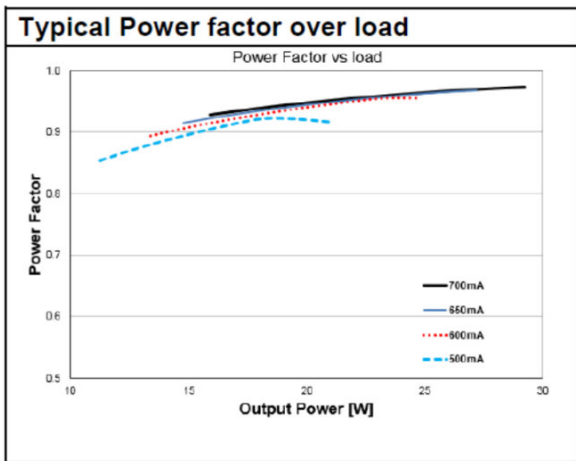
<sup>3)</sup> At 230 V, Input power 34 W max.

<sup>4)</sup>  $t_{width} = 100 \mu s$  (measured at 50 %  $I_{peak}$ )



Operating Window

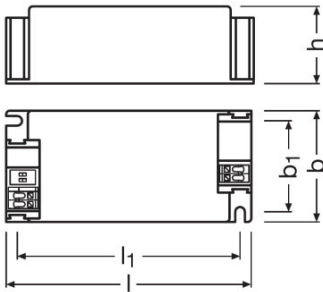
Typical Efficiency v Load 230 V 50 Hz



Typical Power Factor v Load

Typical THD v Load

## Dimensions & weight



Mounting hole spacing, length	88.0 mm
Mounting hole spacing, width	34.0 mm
Product weight	90.00 g
Cable cross-section, input side	0.5...1.5 mm <sup>2</sup>
Cable cross-section, output side	0.5...1.5 mm <sup>2</sup>
Wire preparation length, input side	7...8 mm
Wire preparation length, output side	7...8 mm
Length	97.0 mm
Width	43.0 mm
Height	29.5 mm

## Colors & materials

Casing material	Plastic
-----------------	---------

## Temperatures & operating conditions

Ambient temperature range	-20...+50 °C
Maximum temperature at tc test point	80 °C
Max.housing temperature in case of fault	110 °C
Temperature range at storage	-20...80 °C
Permitted rel. humidity during operation	5...85 % <sup>1)</sup>

<sup>1)</sup> Maximum 56 days/year at 85 %

## Lifespan

ECG lifetime	50000 / 30000 h <sup>1)</sup>
--------------	-------------------------------

<sup>1)</sup> T<sub>c</sub> = 70°C, with max. 10% failure rate / T<sub>c</sub> = 80°C, with max. 10% failure rate

## Additional product data

## Product datasheet

Encapsulated	No
--------------	----

### Capabilities

Dimmable	No
Overheating protection	Automatic reversible
Overload protection	Automatic reversible
Short-circuit protection	Automatic reversible
No-load proof	Yes
Max. cable length to lamp/LED module	2.0 m
Suitable for fixtures with prot. class	II
Type of connection, output side	Push terminal
Number of channels	1

### Programming

Tuner4TRONIC	No
Tuner4TRONIC Field App	No
Programming device	DIPswitch






### Certificates & standards

Approval marks – approval	CCC / CE / RCM / ENEC 05
Standards	Acc. to IEC 61347-1/Acc. to IEC 61347-2-13/Acc. to IEC 62384/Acc. to CISPR 15/Acc. to IEC 61000-3-2/Acc. to IEC 61000-3-3/Acc. to IEC 61547
Type of protection	IP20

### Logistical data

Commodity code	850440829000
----------------	--------------

### Download Data

File	
	User instruction OPTOTRONIC LED Power Supply
	User instruction OPTOTRONIC LED Power Supply
	User instruction OPTOTRONIC LED Power Supply
	Product Datasheet 730300_OT FIT 30220-240700 CS
	Certificates OT FIT 20 30 40 CS EMC 4330577 01 221019

## Product datasheet

---

	Certificates OT FIT 20 30 40 CS ENEC 35 104727 221019
	Certificates Certificate 2196588.02 ENEC
	Certificates CCC Certificate 2018171002002233
	Certificates CCC Certificate 2018171002002234
	Declarations of conformity 489246_DoC_OT FIT CS
	Declarations of conformity OT FIT CS CE 3667905 190220
	CAD data CAD Data OT FIT 30,40220-240CS.IGS
	CAD data CAD Data OT FIT 30,40220-240CS.STEP
	CAD data PDF CAD Data OT FIT 30,40220-240CS.pdf

---

## Logistical Data

Product code	Product description	Packaging unit (Pieces/Unit)	Dimensions (length x width x height)	Volume	Gross weight
4052899435636	OT FIT 30/220...240/700 CS	Shipping carton box 20	228 mm x 208 mm x 78 mm	3.70 dm <sup>3</sup>	1906.00 g

---

The mentioned product code describes the smallest quantity unit which can be ordered. One shipping unit can contain one or more single products. When placing an order, for the quantity please enter single or multiples of a shipping unit.

## Disclaimer

Subject to change without notice. Errors and omission excepted. Always make sure to use the most recent release.