


OT FIT 40/220...240/1A0 LT2 S

OPTOTRONIC FIT LT2 S | Compact Constant Current LED Drivers – Non dimmable



Areas of application

- Luminaires with flexible current setting (LEDset2)
- Suitable for indoor SELV installations
- Suitable for luminaires of protection classes I and II
- Suitable for downlights, spotlights and LED panels
- Independent mounting via Cable Clamp Kit possible

Product family benefits

- Versatile scope of application due to output power range of up to 40 W
- Fulfill safety requirement due to overload, overtemperature protection
- High efficiency
- High quality of light thanks to <1% output ripple current
- Small housing for flexible luminaire designs



Product datasheet

Product family features

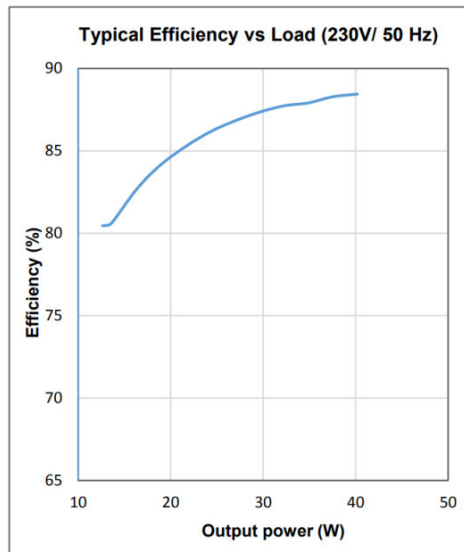
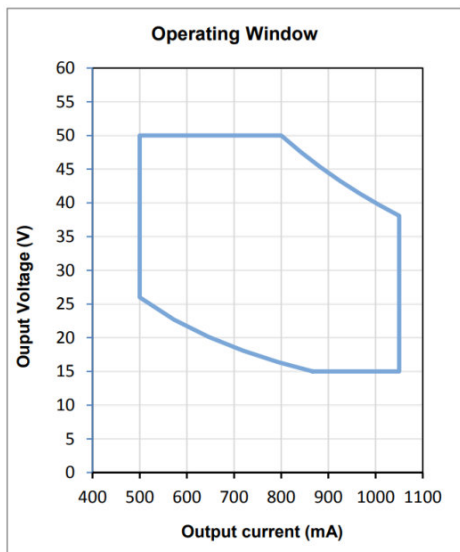
- Supply voltage: 220...240 V
- Line frequency: 50 Hz | 60 Hz
- Line voltage: 198...264 V
- According to EN 61347-1, 61347-2-13, 62384
- RI suppression: to EN 55015
- Line harmonics according to EN 61000-3-2
- Immunity according to EN 61547
- Lifetime: up to 100,000 h (temperature at $T_c = 65\text{ °C}$, max. 10 % failure rate)
- Cable clamp kit for independent mounting

Technical data

Electrical data

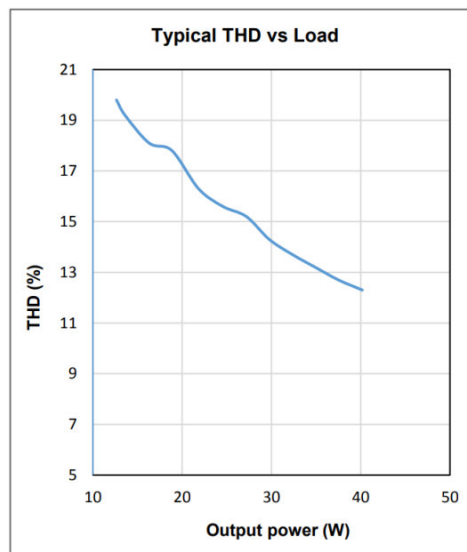
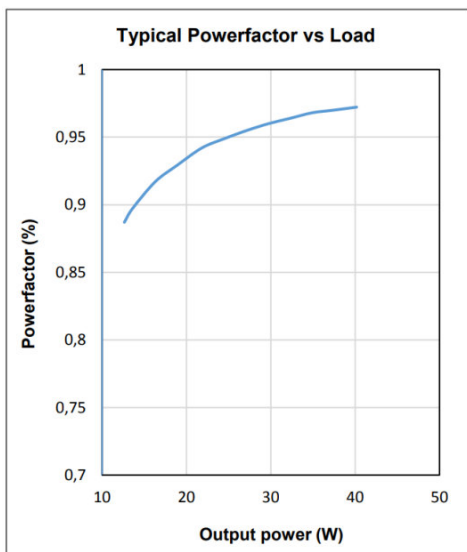
Nominal input voltage	220...240 V
Mains frequency	50/60 Hz
Input voltage AC	198...264 V
Total harmonic distortion	12 %
Power factor λ	0.95
ECG efficiency	87.5 %
Device power loss	6.0 W
Inrush current	15 A ¹⁾
Max. ECG no. on circuit breaker 10 A (B)	19
Max. ECG no. on circuit breaker 16 A (B)	30
Max. ECG no. on circuit breaker 25 A (B)	42
Surge capability (L/N-Ground)	2 kV
Surge capability (L-N)	1 kV
Nominal output voltage	15...50 V
U-OUT (working voltage)	60 V
Nominal output current	500...1050 mA
Output current tolerance	±5 %
Output ripple current (100 Hz)	< 1 %
Output PSTLM	≤1
Output SVM	≤0.4
Nominal output power	13...40 W
Galvanic isolation	SELV
Current set	LEDset2

¹⁾ $t_{width} = 225 \mu s$ (measured at 50 % I_{peak})



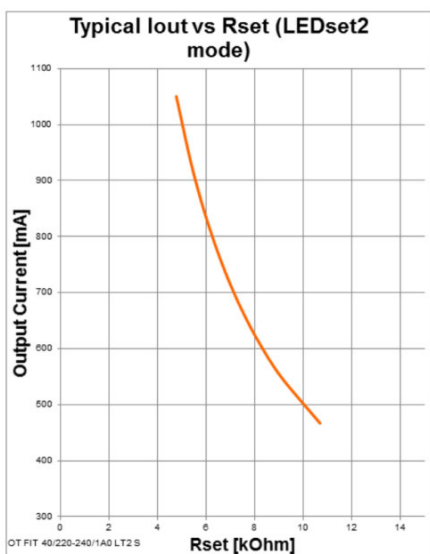
Operating Window

Typical Efficiency v Load 230 V 50 Hz



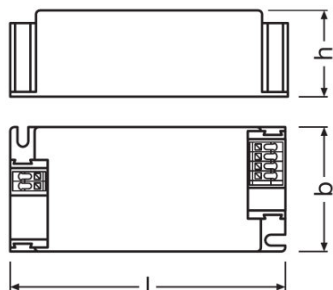
Typical Power Factor v Load

Typical THD v Load



Typical Iout v Rset LEDset2 mode

Dimensions & weight



Mounting hole spacing, length	88.0 mm
Mounting hole spacing, width	34.0 mm
Product weight	105.00 g
Cable cross-section, input side	0.5...1.5 mm ²
Cable cross-section, output side	0.5...1.5 mm ²
Wire preparation length, input side	6.5...7.5 mm
Wire preparation length, output side	6.5...7.5 mm
Length	97.0 mm
Width	43.0 mm
Height	29.5 mm

Colors & materials

Casing material	Plastic
-----------------	---------

Temperatures & operating conditions

Ambient temperature range	-20...+40 °C
Maximum temperature at tc test point	75 °C
Max.housing temperature in case of fault	110 °C
Temperature range at storage	-40...+85 °C
Permitted rel. humidity during operation	5...85 % ¹⁾

¹⁾ Maximum 56 days/year at 85 %

Lifespan

ECG lifetime	100000 h ¹⁾
--------------	------------------------

¹⁾ At $T_{case} = 65^{\circ}C$ at T_c point / 10% failure rate

Additional product data

Encapsulated	No
--------------	----

Capabilities

Dimmable	No
Overheating protection	Automatic reversible
Overload protection	Automatic reversible
Short-circuit protection	Automatic reversible
No-load proof	Yes
Max. cable length to lamp/LED module	2.0 m
Suitable for fixtures with prot. class	I / II
Type of connection, output side	Push terminal

Programming

Tuner4TRONIC	No
Tuner4TRONIC Field App	No
Programming device	LEDset

Certificates & standards


Approval marks – approval	CE
Standards	Acc. to IEC 61347-1/Acc. to IEC 61347-2-13/Acc. to IEC 62384/Acc. to CISPR 15/Acc. to IEC 61000-3-2/Acc. to IEC 61547/Acc. to IEC 61000-3-3
Type of protection	IP20

Product datasheet

Logistical data

Commodity code	850440829000
-----------------------	--------------

Download Data

File
 User instruction OPTOTRONIC LED Power Supply
 Product Datasheet OT FIT 40220-2401A0 LT2 S
 Brochures 730877_Brochure OT FIT LT2 S (EN)
 Certificates OT FIT OTI DALI LT2 CB DE1 63464 060520
 Certificates 729794_Certificate OT FIT LT2 S
 Certificates OT EMC 40038482 060720
 Certificates OT ENEC 40038447 030720
 Declarations of conformity OT FIT LT2 S CE 3432845 140520
 CAD data 722872_OT FIT-LT2S-15-25-40-housing-3Ddrawing STEP
 CAD data 722871_OT FIT-LT2S-15-25-40-cable clamp 3Ddrawing.STEP
 CAD data 722873_OT FIT-LT2S-15-25-40-housing with cable clamps-3Ddrawing STEP

Logistical Data

Product code	Product description	Packaging unit (Pieces/Unit)	Dimensions (length x width x height)	Volume	Gross weight
4052899957015	OT FIT 40/220...240/1A0 LT2 S	Shipping carton box 20	228 mm x 208 mm x 78 mm	3.70 dm ³	2206.00 g

The mentioned product code describes the smallest quantity unit which can be ordered. One shipping unit can contain one or more single products. When placing an order, for the quantity please enter single or multiples of a shipping unit.

Disclaimer

Subject to change without notice. Errors and omission excepted. Always make sure to use the most recent release.