

LINEARlight FLEX Diffuse Top

LED modules for professional and industrial applications Notice: New Generation or successor products available!



Product family features

- Diffused light lines without visible spots
- Flexible and cuttable module to support design freedom
- Long operational length per single power feed up to 10 m
- Ideal for luminaire designs
- Extra strong self-adhesive backside for easy mounting
- 24 V technology for easy dimensioning
- Recommended in system use with OPTOTRONIC
- Increased reliability due to single piece reel-to-reel technology
- Dimmable with PWM technology

Product family benefits

- IP66/IP68 protection with high performance silicone
- Reliable connection over long periods of time: IP66/67 connector with built-in protection against liquids penetrating through the wires into the LED strip
- Outdoor use possible: UV and salt mist resistant (UV acc. to ISO 4892-2 - Method A, salt mist acc. to IEC 60068-2-52 severity 1)

Areas of application

- Individual and customized luminaires
- Organic shaped luminaires
- Architectural Integration – e.g. coves, walls
- Object integration – e.g. handrails
- Signage and illuminated advertising



Product family datasheet

Technical data

Product description	Electrical data	Photometrical data	Dimensions & weight			
	Nominal wattage per meter	Standard deviation of color matching	Width	Length	Product weight	Height
LFD400T -G2-824-10	7.3 W	≤3 sdc	14.1 mm	10000 mm	1900.00 g	10.8 mm
LFD400T -G2-827-10	7.3 W	≤3 sdc	14.1 mm	10000 mm	1900.00 g	10.8 mm
LFD400T -G2-830-10	7.3 W	≤3 sdc	14.1 mm	10000 mm	1900.00 g	10.8 mm
LFD400T -G2-840-10	7.3 W	≤3 sdc	14.1 mm	10000 mm	1900.00 g	10.8 mm
LFD400T -G2-924-10	7.3 W	≤3 sdc	14.1 mm	10000 mm	1900.00 g	10.8 mm
LFD400T -G2-927-10	7.3 W	≤3 sdc	14.1 mm	10000 mm	1900.00 g	10.8 mm
LFD400T -G2-930-10	7.3 W	≤3 sdc	14.1 mm	10000 mm	1900.00 g	10.8 mm
LFD400T -G2-940-10	7.3 W	≤3 sdc	14.1 mm	10000 mm	1900.00 g	10.8 mm
LFD800T -G2-824-06	13.5 W	≤3 sdc	14.1 mm	6000 mm	1040.00 g	10.8 mm
LFD800T -G2-827-06	13.5 W	≤3 sdc	14.1 mm	6000 mm	1040.00 g	10.8 mm
LFD800T -G2-830-06	13.5 W	≤3 sdc	14.1 mm	6000 mm	1040.00 g	10.8 mm
LFD800T -G2-840-06	13.5 W	≤3 sdc	14.1 mm	6000 mm	1040.00 g	10.8 mm
LFD800T -G2-924-06	13.5 W	≤3 sdc	14.1 mm	6000 mm	1040.00 g	10.8 mm
LFD800T -G2-927-06	13.5 W	≤3 sdc	14.1 mm	6000 mm	1040.00 g	10.8 mm
LFD800T -G2-930-06	13.5 W	≤3 sdc	14.1 mm	6000 mm	1040.00 g	10.8 mm
LFD800T -G2-940-06	13.5 W	≤3 sdc	14.1 mm	6000 mm	1040.00 g	10.8 mm
LFD1300T -G2-824-04	21 W	≤3 sdc	14.1 mm	4000 mm	695.00 g	10.8 mm
LFD1300T -G2-827-04	21 W	≤3 sdc	14.1 mm	4000 mm	695.00 g	10.8 mm
LFD1300T -G2-830-04	21 W	≤3 sdc	14.1 mm	4000 mm	695.00 g	10.8 mm
LFD1300T -G2-840-04	21 W	≤3 sdc	14.1 mm	4000 mm	695.00 g	10.8 mm
LFD1300T -G2-927-04	21 W	≤3 sdc	14.1 mm	4000 mm	695.00 g	10.8 mm
LFD1300T -G2-930-04	21 W	≤3 sdc	14.1 mm	4000 mm	695.00 g	10.8 mm
LFD1300T -G2-940-04	21 W	≤3 sdc	14.1 mm	4000 mm	695.00 g	10.8 mm

Product description	Additional product data	Logistical data	Environmental information Information according Art. 33 of EU Regulation (EC) 1907/2006 (REACH)	
	ID of contained light source	Commodity code	Date of Declaration	Primary Article Identifier
LFD400T -G2-824-10	LS_TRV_286421	85395100000	07-07-2023	4062172273756
LFD400T -G2-827-10	LS_TRV_286422	85395100000	07-07-2023	4062172273770
LFD400T -G2-830-10	LS_TRV_286423	85395100000	09-06-2023	4062172273794
LFD400T -G2-840-10	LS_TRV_286425	85395100000	07-07-2023	4062172273831
LFD400T -G2-924-10	LS_TRV_286427	85395100000	07-07-2023	4062172273879
LFD400T -G2-927-10	LS_TRV_286428	85395100000	07-07-2023	4062172273893
LFD400T -G2-930-10	LS_TRV_286429	85395100000	07-07-2023	4062172273916
LFD400T -G2-940-10	LS_TRV_286431	85395100000	07-07-2023	4062172273954
LFD800T -G2-824-06	LS_TRV_286445	85395100000	07-07-2023	4062172270373
LFD800T -G2-827-06	LS_TRV_286446	85395100000	09-06-2023	4062172270397
LFD800T -G2-830-06	LS_TRV_286447	85395100000	07-07-2023	4062172270410

Product family datasheet

Product description	Additional product data	Logistical data	Environmental information Information according Art. 33 of EU Regulation (EC) 1907/2006 (REACH)	
	ID of contained light source	Commodity code	Date of Declaration	Primary Article Identifier
LFD800T -G2-840-06	LS_TRV_286449	85395100000	07-07-2023	4062172270458
LFD800T -G2-924-06	LS_TRV_286451	85395100000	07-07-2023	4062172270496
LFD800T -G2-927-06	LS_TRV_286452	85395100000	07-07-2023	4062172270519
LFD800T -G2-930-06	LS_TRV_286453	85395100000	07-07-2023	4062172270533
LFD800T -G2-940-06	LS_TRV_286455	85395100000	07-07-2023	4062172270571
LFD1300T -G2-824-04	LS_TRV_286457	85395100000	07-07-2023	4062172270854
LFD1300T -G2-827-04	LS_TRV_286458	85395100000	07-07-2023	4062172270878
LFD1300T -G2-830-04	LS_TRV_286459	85395100000	07-07-2023	4062172270892
LFD1300T -G2-840-04	LS_TRV_286461	85395100000	07-07-2023	4062172270939
LFD1300T -G2-927-04	LS_TRV_286464	85395100000	07-07-2023	4062172270991
LFD1300T -G2-930-04	LS_TRV_286465	85395100000	07-07-2023	4062172271011
LFD1300T -G2-940-04	LS_TRV_286467	85395100000	21-04-2023	4062172271059

Product description	Candidate List Substance 1	CAS No. of substance 1	Safe Use Instruction	Declaration No. in SCIP database
LFD400T -G2-824-10	Lead	7439-92-1	The identification of the Candidate List substance is sufficient to allow safe use of the article.	1054c974-3313-4021-b9e8-56c917ce840f
LFD400T -G2-827-10	Lead	7439-92-1	The identification of the Candidate List substance is sufficient to allow safe use of the article.	e5b70fa0-749c-4e3d-8e3f-da7ff4bd6b2a
LFD400T -G2-830-10	Lead	7439-92-1	The identification of the Candidate List substance is sufficient to allow safe use of the article.	8c5a706c-a3ee-49dd-8a48-ea86c1272101
LFD400T -G2-840-10	Lead	7439-92-1	The identification of the Candidate List substance is sufficient to allow safe use of the article.	173a7ba5-9e67-46bd-8837-464b178a5092
LFD400T -G2-924-10	Lead	7439-92-1	The identification of the Candidate List substance is sufficient to allow safe use of the article.	1196b6a9-4e3a-49c9-87cb-57beb5dd2017

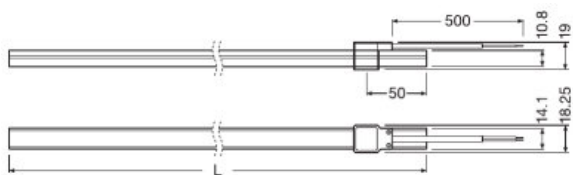
Product family datasheet

Product description	Candidate List Substance 1	CAS No. of substance 1	Safe Use Instruction	Declaration No. in SCIP database
LFD400T -G2-927-10	Lead	7439-92-1	The identification of the Candidate List substance is sufficient to allow safe use of the article.	a144822c-977b-47d2-8fed-604f18dd8f30
LFD400T -G2-930-10	Lead	7439-92-1	The identification of the Candidate List substance is sufficient to allow safe use of the article.	fd4622cc-e3f7-41f2-9e02-b406812050ac
LFD400T -G2-940-10	Lead	7439-92-1	The identification of the Candidate List substance is sufficient to allow safe use of the article.	bd9a86a7-4002-481d-9d2a-fdd975135562
LFD800T -G2-824-06	Lead	7439-92-1	The identification of the Candidate List substance is sufficient to allow safe use of the article.	de130a0c-2af7-4486-897e-198b6a59e1b3
LFD800T -G2-827-06	Lead	7439-92-1	The identification of the Candidate List substance is sufficient to allow safe use of the article.	58ab7824-7186-421a-96ac-f72820ece95a
LFD800T -G2-830-06	Lead	7439-92-1	The identification of the Candidate List substance is sufficient to allow safe use of the article.	ce00c7e3-fd66-4941-a2e0-2c2d43128cd8
LFD800T -G2-840-06	Lead	7439-92-1	The identification of the Candidate List substance is sufficient to allow safe use of the article.	077bae65-2919-48f2-9d8a-b8f1f2ca9ee9
LFD800T -G2-924-06	Lead	7439-92-1	The identification of the Candidate List substance is sufficient to allow safe use of the article.	3f9f5cdd-5b44-485c-a703-10f9ce043e54
LFD800T -G2-927-06	Lead	7439-92-1	The identification of the Candidate List substance is sufficient to allow safe use of the article.	30f8d954-81bf-437b-9b22-1d918b6457e6

Product family datasheet

Product description	Candidate List Substance 1	CAS No. of substance 1	Safe Use Instruction	Declaration No. in SCIP database
LFD800T -G2-930-06	Lead	7439-92-1	The identification of the Candidate List substance is sufficient to allow safe use of the article.	94d1bcd2-a482-4675-9264-ff4370221f7a
LFD800T -G2-940-06	Lead	7439-92-1	The identification of the Candidate List substance is sufficient to allow safe use of the article.	7129f0ca-fb88-4790-bcf1-4024b541c2ca
LFD1300T -G2-824-04	Lead	7439-92-1	The identification of the Candidate List substance is sufficient to allow safe use of the article.	278650dd-c109-46f0-8356-b1be2b190f22
LFD1300T -G2-827-04	Lead	7439-92-1	The identification of the Candidate List substance is sufficient to allow safe use of the article.	126c0644-6f51-47f9-8d55-08136bc2e351
LFD1300T -G2-830-04	Lead	7439-92-1	The identification of the Candidate List substance is sufficient to allow safe use of the article.	5ab3d136-df9a-4843-9508-3bd0773b08de
LFD1300T -G2-840-04	Lead	7439-92-1	The identification of the Candidate List substance is sufficient to allow safe use of the article.	fda6bf92-c142-41de-9595-e56dd4aae8
LFD1300T -G2-927-04	Lead	7439-92-1	The identification of the Candidate List substance is sufficient to allow safe use of the article.	4a81d5aa-7ab1-40bc-8118-00a2ecb12014
LFD1300T -G2-930-04	Lead	7439-92-1	The identification of the Candidate List substance is sufficient to allow safe use of the article.	31c556ec-e6db-452f-aab7-cf0a4cd4f6ce
LFD1300T -G2-940-04	Lead	7439-92-1	The identification of the Candidate List substance is sufficient to allow safe use of the article.	e9ce803f-78ab-4f2a-874a-9e3843c95641

Product family datasheet



LINEARlight FLEX DIFFUSE Top line drawing

Application advice

For more detailed application information and graphics please see product datasheet.

Product family datasheet

Additional product information

- Some LED modules are equipped with a self-adhesive tape for attaching the LED module to suitable materials, such as aluminum profiles, which must be clean and free of oil or silicone coatings, as well as other dirt/dust particles. The adhesive tape is intended for single use and if removed may damage the material to which it is stuck and the LED module itself, which must then be scrapped. Use the adhesive tape when the installation material temperature is in the 18 °C...35 °C range. Complete adhesion takes up to 72 h.
- LED modules are designed for static installations in accordance with IPC 6013C – Use A. Take material vibrations, repetitive torsion, and elongation/compression into account.
- If the operating environment covers a broad temperature range (e.g. outdoor applications) and the operating length is longer than 2 m, the use of adequate mounting surfaces is required. The use of an additional thicker adhesive tape between LED module and mounting surface is also recommended in order to absorb the stress of any mismatch in expansion. Assure enough space for module expansion with increasing temperature.
- The manufacturer is not responsible for damage due to chemical corrosion. The user must provide suitable protection against corrosive agents such as moisture and condensation and any other harmful elements/compounds. Make certain to avoid corrosive atmospheres. According to the current state of LED technology, hydrogen sulfide (H₂S) causes accelerated corrosion which leads to shortened lifetime or premature failure. Sources of H₂S may be rubber, foam rubber, soft-foam tapes, rubber-based sealing, natural sources (e.g. sulfur springs), etc. To avoid H₂S from sulfur-vulcanized rubber use silicon-based materials or peroxide-crosslinked rubber instead. Follow the recommendations in the material datasheet of the rubber supplier.
- IP00 LED modules, as manufactured, have no conformal coating and therefore offer no inherent protection against corrosion. Conformal coating treatment is possible, however materials must be selected properly in order to avoid product damage or impaired performance; the user must also completely seal the cut parts (ends/edges).
- For applications involving exposure to humidity and dust the module must be protected by a fixture or housing with a suitable IP protection class.
- Consult OSRAM Technical Service for further advice.
- Only a qualified electrician may install the module.
- Handle with care and ensure that there is no mechanical product damage, including damage to invisible internal electronics parts.
- Exceeding maximum operating and storage temperature ratings can reduce the expected lifetime or even destroy the LED module. The temperature of the LED module must be measured at the T_c-point in accordance with EN 60598-1 under steady-state conditions, considering the worst case; drive all channels at 100 % power. Refer to the product drawing for the exact location of the T_c-point.
- Exceeding the maximum ratings for the operating voltage causes hazardous overload and will likely destroy the LED module.
- Installation of LED modules and connection to the power supply must comply with all applicable electrical and safety standards.
- Observe correct polarity and wiring diagrams! Incorrect polarity or wrong wiring can cause unpredictable permanent damage or even failure of the product.
- Never exceed the maximum operable length, including daisy-chaining connections.
- Always ensure electrical isolation between the LED module and the mounting surface, especially in the vicinity of connections or cut ends.
- IP00 LED modules are ESD-sensitive; take adequate precautions during installation and operation of the products.
- Use only SELV LED drivers in accordance with applicable lighting standards and LED module ratings. In order to safely operate OSRAM LED modules it is necessary to supply them with an electronically stabilized power supply providing protection against short circuits, overload and overheating. To simplify the approval process of the luminaire/installation, the electronic power supplies control gear for LED modules must bear the CE and ENEC marking. In Europe the Declarations of Conformity must include at least the following standards: EN 61347-2-13, EN 55015, EN 61547 and EN 61000-3-2. ENEC certification will be based on EN 61347-2-13 and EN 62384. OSRAM OPTOTRONIC LED drivers comply with all relevant standards and guarantee safe operation; see the relevant brochure for more detailed information about OSRAM OPTOTRONIC.
- Avoid installations in rural and urban areas with high industrial activity and heavy traffic (higher than class than 4C1 according IEC 60721-3) and as well as installation in spa, areas with chlorine atmosphere, direct exposure to blown sand.

Sales and Technical Support
























Product family datasheet

Sales and Technical Support www.osram.com

Download Data

File	
	User instruction LINEARlight FLEX DIFFUSE
	Product Datasheet LINEARlight FLEX DIFFUSE Top_G2_Specification Sheet (EN)
	Brochures App Guide LINEARlight Flex Diffuse (EN)
	Brochures Light is freedom of design (EN)
	Certificates VDE ENEC CERTIFICATE 40052516 160823
	Certificates LINEARlight Flex DP UL 4413809 200622
	Eulumdat LFD400T-G2-824-10-ldt
	IES data LFD400T-G2-824-10-IES
	Eulumdat LFD400T-G2-827-10-ldt
	IES data LFD400T-G2-827-10-IES
	Eulumdat LFD400T-G2-830-10-ldt
	IES data LFD400T-G2-830-10-IES
	Eulumdat LFD400T-G2-840-10-ldt
	IES data LFD400T-G2-840-10-IES
	Eulumdat LFD400T-G2-924-10-ldt
	IES data LFD400T-G2-924-10-IES
	Eulumdat LFD400T-G2-927-10-ldt
	IES data LFD400T-G2-927-10-IES
	Eulumdat LFD400T-G2-930-10-ldt

Product family datasheet

	IES data LFD400T-G2-930-10-IES
	Eulumdat LFD400T-G2-940-10-ldt
	IES data LFD400T-G2-940-10-IES
	Eulumdat LFD800T-G2-824-10-ldt
	IES data LFD800T-G2-824-10-IES
	Eulumdat LFD800T-G2-827-10-ldt
	IES data LFD800T-G2-827-10-IES
	Eulumdat LFD800T-G2-830-10-ldt
	IES data LFD800T-G2-830-10-IES
	Eulumdat LFD800T-G2-840-10-ldt
	IES data LFD800T-G2-840-10-IES
	Eulumdat LFD800T-G2-924-10-ldt
	IES data LFD800T-G2-924-10-IES
	Eulumdat LFD800T-G2-927-10-ldt
	IES data LFD800T-G2-927-10-IES
	Eulumdat LFD800T-G2-930-10-ldt
	IES data LFD800T-G2-930-10-IES
	Eulumdat LFD800T-G2-940-10-ldt
	IES data LFD800T-G2-940-10-IES.
	Eulumdat LFD1300T-G2-824-10-ldt
	IES data LFD1300T-G2-824-10-IES
	Eulumdat LFD1300T-G2-827-10-ldt
	IES data LFD1300T-G2-827-10-IES

Product family datasheet

	Eulumdat LFD1300T-G2-830-10-ldt
	IES data LFD1300T-G2-830-10-IES
	Eulumdat LFD1300T-G2-840-10-ldt
	IES data LFD1300T-G2-840-10-IES
	Eulumdat LFD1300T-G2-927-10-ldt
	IES data LFD1300T-G2-927-10-IES
	Eulumdat LFD1300T-G2-930-10-ldt
	IES data LFD1300T-G2-930-10-IES
	Eulumdat LFD1300T-G2-940-10-ldt
	IES data LFD1300T-G2-940-10-IES

Ecodesign regulation information:

- This product is considered to be a "containing product" in the sense of Regulations (EU) 2019/2020 and (EU) 2019/2015.
- Tolerances of the reported values, are according to LED Modules Performance standard IEC/EN 62717.
- In general, the replacement of the contained light sources without permanent damage to the product with the use of common available tools is possible in the final application when they can be dismantled from the installation environment and substituted for the necessary number of light sources restoring its full electrical/mechanical/thermal/optical functionality by means of a professional installer. In the contrary, and limited to the LINEARlight Flex Diffuse, LINEARlight Rigid Finesse, GINO LED Flex Diffuse and LUMINENT Milky product families, the contained light source is an integrated part of the containing product and its removal can only be done by causing a permanent damage to the containing product due to its tight mechanical, electrical, optical, thermal interaction and/or environmental protection with or from the containing product. Therefore, a replacement of the light source with the use of common available tools is not justified.
- Dismantling of light sources from containing products at end of life: Containing products with light sources which are scalable in length can be cut to the length of the contained light source and if applicable mechanically detached from protective and/or optical covers. Containing products shall be separated from building material and/or from other additional mounting accessories by means of a professional installer. Separate control gear and light sources must be disposed of at certified disposal companies in accordance with Directive 2012/19/EU (WEEE) in the EU and with Waste Electrical and Electronic Equipment (WEEE) Regulations 2013 in the UK. For this purpose, collection points for recycling centres and take-back systems (CRSO) are available from retailers or private disposal companies, which accept separate control gear and light sources free of charge. In this way, raw materials are conserved and materials are recycled.

Logistical Data

Product code	Product description	Packaging unit (Pieces/Unit)	Dimensions (length x width x height)	Volume	Gross weight
--------------	---------------------	------------------------------	--------------------------------------	--------	--------------

Product family datasheet

Logistical Data

4062172273756	LFD400T -G2-824-10	Shipping carton box 4	519 mm x 167 mm x 525 mm	45.50 dm ³	12480.00 g
4062172273770	LFD400T -G2-827-10	Shipping carton box 4	519 mm x 167 mm x 525 mm	45.50 dm ³	12480.00 g
4062172273794	LFD400T -G2-830-10	Shipping carton box 4	519 mm x 167 mm x 525 mm	45.50 dm ³	12480.00 g
4062172273831	LFD400T -G2-840-10	Shipping carton box 4	519 mm x 167 mm x 525 mm	45.50 dm ³	12480.00 g
4062172273879	LFD400T -G2-924-10	Shipping carton box 4	519 mm x 167 mm x 525 mm	45.50 dm ³	12480.00 g
4062172273893	LFD400T -G2-927-10	Shipping carton box 4	519 mm x 167 mm x 525 mm	45.50 dm ³	12480.00 g
4062172273916	LFD400T -G2-930-10	Shipping carton box 4	519 mm x 167 mm x 525 mm	45.50 dm ³	12480.00 g
4062172273954	LFD400T -G2-940-10	Shipping carton box 4	519 mm x 167 mm x 525 mm	45.50 dm ³	12480.00 g
4062172270373	LFD800T -G2-824-06	Shipping carton box 6	420 mm x 246 mm x 430 mm	44.43 dm ³	11640.00 g
4062172270397	LFD800T -G2-827-06	Shipping carton box 6	420 mm x 246 mm x 430 mm	44.43 dm ³	11640.00 g
4062172270410	LFD800T -G2-830-06	Shipping carton box 6	420 mm x 246 mm x 430 mm	44.43 dm ³	11640.00 g
4062172270458	LFD800T -G2-840-06	Shipping carton box 6	420 mm x 246 mm x 430 mm	44.43 dm ³	11640.00 g
4062172270496	LFD800T -G2-924-06	Shipping carton box 6	420 mm x 246 mm x 430 mm	44.43 dm ³	11640.00 g
4062172270519	LFD800T -G2-927-06	Shipping carton box 6	420 mm x 246 mm x 430 mm	44.43 dm ³	11640.00 g
4062172270533	LFD800T -G2-930-06	Shipping carton box 6	420 mm x 246 mm x 430 mm	44.43 dm ³	11640.00 g
4062172270571	LFD800T -G2-940-06	Shipping carton box 6	420 mm x 232 mm x 430 mm	41.90 dm ³	11710.00 g
4062172270854	LFD1300T -G2-824-04	Shipping carton box 6	420 mm x 246 mm x 430 mm	44.43 dm ³	9570.00 g
4062172270878	LFD1300T -G2-827-04	Shipping carton box 6	420 mm x 246 mm x 430 mm	44.43 dm ³	9570.00 g
4062172270892	LFD1300T -G2-830-04	Shipping carton box 6	420 mm x 246 mm x 430 mm	44.43 dm ³	9570.00 g
4062172270939	LFD1300T -G2-840-04	Shipping carton box 6	420 mm x 246 mm x 430 mm	44.43 dm ³	9570.00 g
4062172270991	LFD1300T -G2-927-04	Shipping carton box 6	420 mm x 232 mm x 430 mm	41.90 dm ³	9640.00 g

Product family datasheet

Logistical Data

4062172271011	LFD1300T -G2-930-04	Shipping carton box 6	420 mm x 246 mm x 430 mm	44.43 dm ³	9570.00 g
4062172271059	LFD1300T -G2-940-04	Shipping carton box 6	420 mm x 246 mm x 430 mm	44.43 dm ³	9570.00 g

The mentioned product code describes the smallest quantity unit which can be ordered. One shipping unit can contain one or more single products. When placing an order, for the quantity please enter single or multiples of a shipping unit.

Disclaimer

Subject to change without notice. Errors and omission excepted. Always make sure to use the most recent release.