

BackLED S Plus G3

LED modules for light advertising and backlighting



Product family features

- Connected with flexible cables
- Type of protection (modules): IP66
- Color rendering index R_a : > 80
- CE marked, ENEC certified, UL recognized component
- Lifetime (L70/B50): 50,000 h
- Module efficacy: up to 130 lm/W

Product family benefits

- Uniform illumination at high LED pitches thanks to Square Lens technology
- Modules are compatible with BackLED mounting profile
- Significantly better application efficiency compared to systems without lenses
- Several options for quick and simple mounting: bolting or snap-in
- Consistent white light (Standard Deviation of Color Matching SDCM: < 3)
- ENEC certified
- 5 year guarantee

Areas of application

- Signage and illuminated advertising
- Backlighting of small and/or flat channel letters
- Backlighting of single and double-sided light boxes
- Permanent outdoor use in enclosed light boxes or channel letters



Product family datasheet

Technical data

Electrical data

Product description	Nominal voltage	Nominal wattage per chain	Nominal wattage per LED module	Accidental reverse input voltage protection up to	Input voltage range	Type of current
BA-S-PL 830 G3 ¹⁾	12.0 V	30.00 W	0.33 W	13 V	12...13 V	DC
BA-S-PL 865 G3 ¹⁾	12.0 V	30.00 W	0.33 W	13 V	12...13 V	DC

¹⁾ See product remark

Photometrical data

Product description	Color temperature	Color rendering index Ra	Light color (designation)	Light color LED	Luminous flux per module chain	Luminous flux per LED module	Luminous efficacy
BA-S-PL 830 G3 ¹⁾	3000 K	80	Warm White	White	3330 lm	37 lm	110/108 lm/W ²⁾
BA-S-PL 865 G3 ¹⁾	6500 K	80	Cool White	White	3510 lm	39 lm	116/114 lm/W ²⁾

Product description	Standard deviation of color matching
BA-S-PL 830 G3 ¹⁾	≤3 sdcM
BA-S-PL 865 G3 ¹⁾	≤3 sdcM

¹⁾ See product remark

²⁾ Cool conditions (T_c = 25 °C) / Steady state (T_a = 25 °C)

Light technical data

Product description	Beam angle
BA-S-PL 830 G3 ¹⁾	155 °
BA-S-PL 865 G3 ¹⁾	155 °

¹⁾ See product remark

Product family datasheet

LED module information

Product description	Number of LEDs per module	Number of LED modules per chain	Minimum operable number of LED modules
BA-S-PL 830 G3 ¹⁾	3	90	1
BA-S-PL 865 G3 ¹⁾	3	90	1

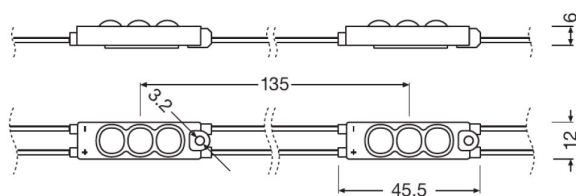
¹⁾ See product remark

Dimensions & weight

Product description	Length	Width	Height	Product weight
BA-S-PL 830 G3 ¹⁾	12454 mm	12.0 mm	6.0 mm	504.00 g
BA-S-PL 865 G3 ¹⁾	12454 mm	12.0 mm	6.0 mm	504.00 g

¹⁾ See product remark

Product line drawing



BA-S-PL 830 G3, BA-S-PL 865 G3

Product family datasheet

Temperatures & operating conditions

Product description	Temperature range in operation at T _c point	Temperature range at storage
BA-S-PL 830 G3 ¹⁾	-25...65 °C ²⁾	-25...85 °C
BA-S-PL 865 G3 ¹⁾	-25...65 °C ²⁾	-25...85 °C

¹⁾ See product remark

²⁾ At the T_c point

Lifespan

Product description	Lifespan
BA-S-PL 830 G3 ¹⁾	50000 h
BA-S-PL 865 G3 ¹⁾	50000 h

¹⁾ See product remark

Additional product data

Product description	Successor EAN	ID of contained light source
BA-S-PL 830 G3 ¹⁾	4062172166591	
BA-S-PL 865 G3 ¹⁾	4062172166553	LS_SHZ_600741

¹⁾ See product remark

Capabilities

Product description	Dimming range
BA-S-PL 830 G3 ¹⁾	1...100 %
BA-S-PL 865 G3 ¹⁾	1...100 %

¹⁾ See product remark

Product family datasheet

Certificates & standards

Product description	Energy consumption	Type of protection	Standards
BA-S-PL 830 G3 ¹⁾	34 kWh/1000h	IP66	Acc. to IEC 62471/Acc. to IEC 60598-1/Acc. to EN 60529/Acc. to EN 62031/Acc. to EN 55015/Acc. to EN 61547/ENEC
BA-S-PL 865 G3 ¹⁾	34 kWh/1000h	IP66	Acc. to IEC 62471/Acc. to IEC 60598-1/Acc. to EN 60529/Acc. to EN 62031/Acc. to EN 55015/Acc. to EN 61547/ENEC

¹⁾ See product remark

Logistical data

Product description	Commodity code
BA-S-PL 830 G3 ¹⁾	940540399000
BA-S-PL 865 G3 ¹⁾	940540399000

¹⁾ See product remark

Product remark

Modules perfectly matched to OSRAM OPTOTRONIC LED drivers (see relevant table)/For current photometric data and important safety, installation and application information (see www.osram.com/led-systems),/All the technical parameters apply to the entire module. In view of the complex manufacturing process for light emitting diodes, the typical values given above for the technical LED parameters are merely statistical values that do not necessarily correspond to the actual technical parameters of an individual product; individual products may vary from the typical values

Equipment / Accessories

- BackLED mounting profile BA-SM-MP
- Several types of OPTOTRONIC 12 V power supplies available

Application advice

For more detailed application information and graphics please see product datasheet.

Product family datasheet


Additional product information

- Installation of LED modules (with power supplies) needs to be made under consideration of all valid regulations and norms.
- Installation by qualified electrician only.
- Please see the relevant application guides and instructions sheets for more detailed safety and mounting information. Additional information is available on request.
- Complies with IEC/EN 61547
- Complies with IEC/EN 61000-3-2
- Complies with EN 55015, CISPR 15
- Complies with IEC/EN 61347-1
- Complies with IEC/EN 61347-2-13
- Parallel connection is mandatory for safe electrical operation. Serial connection of LED modules is strongly discouraged. Unbalanced voltage drop in serial connection can cause hazardous overload and damage the LED module.
- Electrical contact is achieved with the contact cables or the terminals of the module. Please refer to the technical data for maximum number of LED modules that can be operated on one control gear.
- In order to operate OSRAM LED modules safely, it is absolutely necessary to operate them with an electronically stabilized power supply that protects against short circuits, overload and overheating.
- In case other power supplies than OSRAM OPTOTRONIC are used, compliance to the necessary operating parameters (voltage, current, power) has to be ensured.
- Pay attention to polarity! Wrong polarity can cause destruction or malfunction of the module.
- Conducting paths on the circuit board must not be damaged or destroyed during installation.
- The LED module itself and all its components must not be stressed mechanically.
- Operation in or under water is prohibited.
- To avoid mechanical damage, the LED modules have to be attached securely to the intended mounting surface. It is recommended to avoid heavy vibration.
- In case that the LED module is equipped with a pre-mounted double-sided adhesive tape, OSRAM assumes no liability and provides no guarantee for a permanent adherence of the modules to the surface. OSRAM recommends fixation of the modules by means of suitable screws.
- Complies with IEC 61347-1 cl. 18.3, cl. 18.4, IEC 60695-2-10, IEC 60695-11-5, IEC 60695-11-10 (classification V-0)
- All the technical parameters apply to the entire module. In view of the complex manufacturing process for light emitting diodes, the specified typical values for the technical LED parameters are merely statistical values that do not necessarily correspond to the actual technical parameters of an individual product; individual products may vary from the typical values.
- Module contains no PVC material.
- To ensure uniform illumination, a reflective matt white surface is generally recommended for all internal frame walls and back panels of light boxes.
- LED modules are dimmable by means of PWM (pulse width modulation). It is recommended using the following OSRAM control gears: OPTOTRONIC OT DIM or OPTOTRONIC 24 V power supplies with integrated 1...10 V dimming interface.
- The module may cause noises during dimming. If a dimming operation is required, it is recommended to check the dimming operation for noises before final installation.













Sales and Technical Support

Sales and Technical Support www.osram.com

Download Data

File	
	User instruction 730347_User instruction BackLED L M S Plus

Product family datasheet

	Certificates ENEC Certificate
	Declarations of conformity Manufacturer declaration BACKLED S_M
	Declarations of conformity BackLED CE 3250405 09 211119
	CAD data CAD Data IGS BackLED S Plus G3
	CAD data 3-dim STEP file BA-S-PL G3
	CAD data 3-dim CAD Data STEP BackLED S Plus G3
	Eulumdat Eulumdat file BA S PL 830 G3
	Eulumdat Eulumdat BA-S-PL 830 G3
	IES data IES Data BA-S-PL 830 G3
	Eulumdat Eulumdat file BA-S-PL 865 G3
	Eulumdat Eulumdat BA-S-PL 865 G3
	IES data IES Data BA-S-PL 865 G3

Ecodesign regulation information:

ul>This product is considered to be a "containing product" in the sense of Regulations (EU) 2019/2020 and (EU) 2019/2015. Tolerances of the reported values, are according to LED Modules Performance standard IEC/EN 62717.

In general, the replacement of the contained light sources without permanent damage to the product with the use of common available tools is possible in the final application when they can be dismantled from the installation environment and substituted for the necessary number of light sources restoring its full electrical/mechanical/thermal/optical functionality by means of a professional installer.

Dismantling of light sources from containing products at end of life: Containing products with light sources which are scalable in length can be cut to the length of the contained light source and if applicable mechanically detached from protective and/or optical covers. Containing products shall be separated from building material and/or from other additional mounting accessories by means of a professional installer.

Separate control gear and light sources must be disposed of at certified disposal companies in accordance with Directive 2012/19/EU (WEEE) in the EU and with Waste Electrical and Electronic Equipment (WEEE) Regulations 2013 in the UK. For this purpose, collection points for recycling centres and take-back systems (CRSO) are available from retailers or private disposal companies, which accept separate control gear and light sources free of charge. In this way, raw materials are conserved and materials are recycled.

Product family datasheet

Logistical Data

Product code	Product description	Packaging unit (Pieces/Unit)	Dimensions (length x width x height)	Volume	Gross weight
4052899504592	BA-S-PL 830 G3	Shipping carton box 5	428 mm x 254 mm x 298 mm	32.40 dm ³	4612.00 g
4052899504639	BA-S-PL 865 G3	Shipping carton box 5	428 mm x 254 mm x 298 mm	32.40 dm ³	4612.00 g

The mentioned product code describes the smallest quantity unit which can be ordered. One shipping unit can contain one or more single products. When placing an order, for the quantity please enter single or multiples of a shipping unit.

Accessories Optional

Product description	Accessory name	Accessory code
BA-S-PL 830 G3	BA -SM-MP	▶ 4052899264540
BA-S-PL 865 G3	BA -SM-MP	▶ 4052899264540

References / Links

For more information on the multi-level guarantee and the terms and conditions of the guarantee visit

▶ www.osram.com/system-guarantee

Disclaimer

Subject to change without notice. Errors and omission excepted. Always make sure to use the most recent release.