

OPTOTRONIC FIT D L

Linear / Area Constant Current – Non dimmable



Areas of application

- Linear lighting for office, education, industry, storage areas and retail
- Installation in emergency lighting systems according to IEC 61347-2-13, appendix J
- Suitable for installation in emergency lighting systems according to EN 60598-2-22
- Suitable for luminaires of protection class I

Product family benefits

- Small housing design
- Fixed current
- Lifetime: up to 100,000 h (temperature at $T_c = 65\text{ °C}$, max. 10 % failure rate)
- High quality of light thanks to low output ripple current
- High efficiency
- Fulfill safety requirement due to overload, overtemperature, Hot Plug protection

Product family features

- Line frequency: 0 Hz | 50 Hz | 60 Hz
- Versatile scope of application due to output power range of up to 50 W
- Supply voltage: 220...240 V
- Available with output current range: up to 350 mA
- Non-isolated drivers

Product family datasheet

Technical data

Electrical data

Product description	Nominal input voltage	Mains frequency	Input voltage AC	Current set	Total harmonic distortion
OT FIT 30/220...240/125 D L	220...240 V	0/50/60 Hz	198...264 V ¹⁾	Fixed current	< 20 %
OT FIT 45/220...240/200 D L	220...240 V	0/50/60 Hz	198...264 V	Fixed current	< 20 %
OT FIT 50/220...240/250 D L	220...240 V	0/50/60 Hz	198...264 V ¹⁾	Fixed current	< 20 %
OT FIT 50/220...240/300 D L	220...240 V	0/50/60 Hz	198...264 V ¹⁾	Fixed current	< 20 %
OT FIT 50/220...240/350 D L	220...240 V	0/50/60 Hz	198...264 V ¹⁾	Fixed current	< 20 %

Product description	Power factor λ	Efficiency in full-load	Device power loss	Protective conductor current	Max. ECG no. on circuit breaker 10 A (B)
OT FIT 30/220...240/125 D L	> 0.95 ²⁾	90 % ³⁾	3.0 W ⁴⁾	<2.0 mA	35
OT FIT 45/220...240/200 D L	> 0.95	90 % ³⁾	4.0 W	<2.0 mA	35
OT FIT 50/220...240/250 D L	> 0.95 ²⁾	90 % ³⁾	5.0 W ⁴⁾	<2.0 mA	35
OT FIT 50/220...240/300 D L	> 0.95	90 % ³⁾	5.0 W ⁴⁾	<2.0 mA	35
OT FIT 50/220...240/350 D L	> 0.95 ²⁾	90 % ³⁾	5.0 W ⁴⁾	<2.0 mA	35

Product description	Max. ECG no. on circuit breaker 16 A (B)	Max. ECG no. on circuit breaker 25 A (B)	Surge capability (L/N-Ground)	Surge capability (L-N)
OT FIT 30/220...240/125 D L	56	-	2 kV	1 kV
OT FIT 45/220...240/200 D L	56	-	2 kV	1 kV
OT FIT 50/220...240/250 D L	56	-	2 kV	1 kV
OT FIT 50/220...240/300 D L	56	89	2 kV	1 kV
OT FIT 50/220...240/350 D L	56	-	2 kV	1 kV

Product description	Nominal output voltage	U-OUT (working voltage)	Nominal output current	Output current tolerance	Output ripple current (100 Hz)
OT FIT 30/220...240/125 D L	54...216 V	< 250 V	125 mA ⁵⁾	±10 %	< 10 %
OT FIT 45/220...240/200 D L	54...216 V	< 250 V	200 mA ⁷⁾	±10 %	≤ 10 %
OT FIT 50/220...240/250 D L	54...216 V	< 250 V	250 mA ⁵⁾	±10 %	< 10 % ⁸⁾
OT FIT 50/220...240/300 D L	54...175 V	< 250 V	300 mA ⁷⁾	±10 %	≤ 5 %
OT FIT 50/220...240/350 D L	54...150 V	< 250 V	350 mA ⁵⁾	±10 %	< 10 %

Product description	Output PSTLM	Output SVM	Nominal output power	Maximum output power
OT FIT 30/220...240/125 D L	≤1	≤0.4	6.8...27 W ⁶⁾	27 W
OT FIT 45/220...240/200 D L	≤1	≤0.4	5...43.2 W	43.2 W
OT FIT 50/220...240/250 D L	≤1	≤0.4	13.5...54 W ⁹⁾	54 W
OT FIT 50/220...240/300 D L	≤1	≤0.4	16.2...52.5 W	52.5 W

Product family datasheet

Product description	Output PSTLM	Output SVM	Nominal output power	Maximum output power
OT FIT 50/220...240/350 D L	≤1	≤0.4	18.9...52.5 W	52.5 W

Product description	Galvanic isolation	Galvanic isolation primary/secondary	Default output current	Inrush current
OT FIT 30/220...240/125 D L	Non isolated	-	125 mA	
OT FIT 45/220...240/200 D L	Non isolated		200 mA	-
OT FIT 50/220...240/250 D L	Non isolated	-	250 mA	
OT FIT 50/220...240/300 D L	Non isolated	-	300 mA	
OT FIT 50/220...240/350 D L	Non isolated	-	350 mA	

Product description	Max. ECG no. on circuit breaker 10 A (C)	Max. ECG no. on circuit breaker 16 A (C)
OT FIT 30/220...240/125 D L		
OT FIT 45/220...240/200 D L	35	56
OT FIT 50/220...240/250 D L		
OT FIT 50/220...240/300 D L		
OT FIT 50/220...240/350 D L		

1) Permitted voltage range

2) Full load at 230 V

3) at 230 V, 50 Hz

4) Maximum

5) ±10%

6) Partial load 7...27 W

7) ±5%

8) up to 5% @ 120V

9) Partial load 14...54 W

Dimensions & weight

Product description	Mounting hole spacing, length	Product weight	Cable cross-section, input side	Cable cross-section, output side	Wire preparation length, input side
OT FIT 30/220...240/125 D L	200.0 mm	125.00 g	0.5...1.5 mm ² ¹⁾	0.5...1.5 mm ² ¹⁾	8.5...9.5 mm
OT FIT 45/220...240/200 D L	210.0 mm	125.00 g	0.5...1.5 mm ²	0.5...1.5 mm ²	8.5...9.5 mm
OT FIT 50/220...240/250 D L	200.0 mm	125.00 g	0.5...1.5 mm ² ¹⁾	0.5...1.5 mm ² ¹⁾	8.5...9.5 mm
OT FIT 50/220...240/300 D L	200.0 mm	125.00 g	0.5...1.5 mm ²	0.5...1.5 mm ²	8.5...9.5 mm
OT FIT 50/220...240/350 D L	200.0 mm	125.00 g	0.5...1.5 mm ² ¹⁾	0.5...1.5 mm ² ¹⁾	8.5...9.5 mm

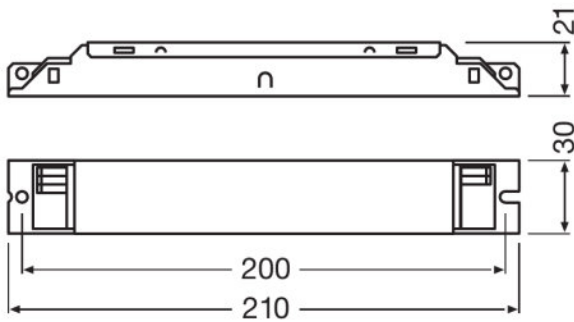
Product description	Wire preparation length, output side	Height	Length	Width	Mounting hole spacing, width
OT FIT 30/220...240/125 D L	8.5...9.5 mm	21.0 mm	210.0 mm	30.0 mm	

Product family datasheet

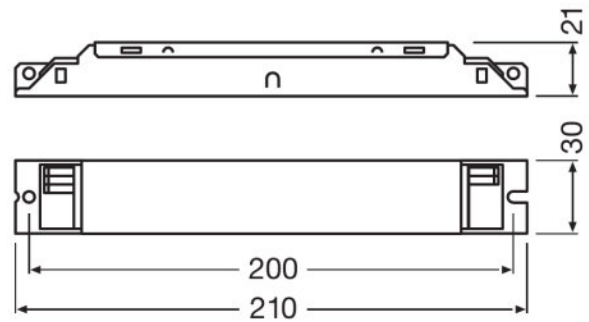
Product description	Wire preparation length, output side	Height	Length	Width	Mounting hole spacing, width
OT FIT 45/220...240/200 D L	8.5...9.5 mm	21.0 mm	210.0 mm	30.0 mm	-
OT FIT 50/220...240/250 D L	8.5...9.5 mm	21.0 mm	210.0 mm	30.0 mm	
OT FIT 50/220...240/300 D L	8.5...9.5 mm	21.0 mm	210.0 mm	30.0 mm	
OT FIT 50/220...240/350 D L	8.5...9.5 mm	21.0 mm	210.0 mm	30.0 mm	

¹⁾ Solid or flexible leads

Product line drawing

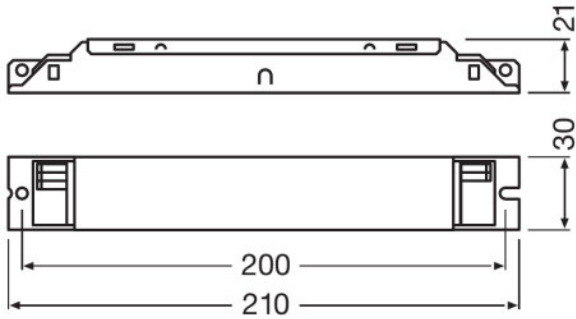


OT FIT 30/220...240/125 D L



OT FIT 45/220...240/200 D L, OT FIT 50/220...240/300 D L, OT FIT 50/220...240/350 D L

Product family datasheet



OT FIT 50/220...240/250 D L

Colors & materials

Product description	Casing material
OT FIT 30/220...240/125 D L	Metal
OT FIT 45/220...240/200 D L	Metal
OT FIT 50/220...240/250 D L	Metal
OT FIT 50/220...240/300 D L	Metal
OT FIT 50/220...240/350 D L	Metal

Temperatures & operating conditions

Product description	Ambient temperature range	Maximum temperature at tc test point	Max.housing temperature in case of fault	Temperature range at storage
OT FIT 30/220...240/125 D L	-15...+50 °C	75 °C ¹⁾	110 °C	-25...85 °C
OT FIT 45/220...240/200 D L	-15...+50 °C	75 °C	110 °C	-40...+85 °C
OT FIT 50/220...240/250 D L	-15...+50 °C	75 °C ¹⁾	110 °C	-25...85 °C
OT FIT 50/220...240/300 D L	-15...+50 °C	75 °C	110 °C	-25...85 °C
OT FIT 50/220...240/350 D L	-15...+50 °C	75 °C ¹⁾	110 °C	-25...85 °C

Product description	Permitted rel. humidity during operation
OT FIT 30/220...240/125 D L	5...85 % ²⁾
OT FIT 45/220...240/200 D L	5...85 % ²⁾
OT FIT 50/220...240/250 D L	5...85 % ²⁾
OT FIT 50/220...240/300 D L	5...85 % ²⁾
OT FIT 50/220...240/350 D L	5...85 % ²⁾

Product family datasheet

1) Maximum at the T_c-point

2) Maximum 56 days/year at 85 %

Lifespan

Product description	ECG lifetime
OT FIT 30/220...240/125 D L	50000 / 100000 h ¹⁾
OT FIT 45/220...240/200 D L	50000 / 100000 h ¹⁾
OT FIT 50/220...240/250 D L	50000 / 100000 h ¹⁾
OT FIT 50/220...240/300 D L	50000 / 100000 h ¹⁾
OT FIT 50/220...240/350 D L	50000 / 100000 h ¹⁾

1) At maximum T_c = 75°C / 10% failure rate / At T_c = 65°C / 10% failure rate

Capabilities

Product description	Dimmable	Overheating protection	Overload protection
OT FIT 30/220...240/125 D L	No	Automatic reversible	Automatic reversible
OT FIT 45/220...240/200 D L	No	Automatic reversible	Automatic reversible
OT FIT 50/220...240/250 D L	No	Automatic reversible	Automatic reversible
OT FIT 50/220...240/300 D L	No	Automatic reversible	Automatic reversible
OT FIT 50/220...240/350 D L	No	Automatic reversible	Automatic reversible

Product description	Short-circuit protection	No-load proof	Intended for no-load operation	Max. cable length to lamp/LED module
OT FIT 30/220...240/125 D L	Automatic reversible	Yes	No	2.0 m ¹⁾
OT FIT 45/220...240/200 D L	Automatic reversible	Yes	No	2.0 m ¹⁾
OT FIT 50/220...240/250 D L	Automatic reversible	Yes	No	2.0 m ¹⁾
OT FIT 50/220...240/300 D L	Automatic reversible	Yes	No	2.0 m ¹⁾
OT FIT 50/220...240/350 D L	Automatic reversible	Yes	No	2.0 m ¹⁾

Product description	Suitable for fixtures with prot. class	Suitable for emergency lighting	Type of connection, input side	Type of connection, output side
OT FIT 30/220...240/125 D L	I	Yes	Push terminal	Push terminal
OT FIT 45/220...240/200 D L	I	Yes	Push terminal	Push terminal
OT FIT 50/220...240/250 D L	I	Yes	Push terminal	Push terminal
OT FIT 50/220...240/300 D L	I	Yes	Push terminal	Push terminal
OT FIT 50/220...240/350 D L	I	Yes	Push terminal	Push terminal

Product description	Number of channels
OT FIT 30/220...240/125 D L	1
OT FIT 45/220...240/200 D L	1
OT FIT 50/220...240/250 D L	1
OT FIT 50/220...240/300 D L	1
OT FIT 50/220...240/350 D L	1

Product family datasheet

¹⁾ Output wires must be routed as close as possible to each other

Certificates & standards

Product description	Approval marks – approval	Standards	Protection class	Type of protection
OT FIT 30/220...240/125 D L	CE / EL / VDE-ENEC / VDE-EMC / EAC / CCC / BIS / RCM	Acc. to EN 61347-1/Acc. to EN 61347-2-13/Acc. to EN 55015/Acc. to EN 61547/Acc. to EN 61000-3-2/Acc. to EN 62384/Acc. to EN 62386	I	IP20
OT FIT 45/220...240/200 D L	CE / EL / VDE-ENEC / VDE-EMC / EAC / CCC	Acc. to EN 61347-1/Acc. to EN 61347-2-13/Acc. to EN 55015/Acc. to EN 61547/Acc. to EN 61000-2-2/Acc. to EN 62384	I	IP20
OT FIT 50/220...240/250 D L	CE / EL / VDE-ENEC / VDE-EMC / EAC / CCC / BIS / RCM	Acc. to EN 61347-1/Acc. to EN 61347-2-13/Acc. to EN 55015/Acc. to EN 61547/Acc. to EN 61000-3-2/Acc. to EN 62384/Acc. to EN 62386	I	IP20
OT FIT 50/220...240/300 D L	CE / EL / VDE-ENEC / VDE-EMC / EAC / CCC / BIS / RCM	Acc. to EN 61347-1/Acc. to EN 61347-2-13/Acc. to EN 55015/Acc. to EN 61547/Acc. to EN 61000-3-2/Acc. to EN 62384/Acc. to EN 62386	I	IP20
OT FIT 50/220...240/350 D L	CE / EL / VDE-ENEC / VDE-EMC / EAC / CCC / BIS / RCM	Acc. to EN 61347-1/Acc. to EN 61347-2-13/Acc. to EN 55015/Acc. to EN 61547/Acc. to EN 61000-3-2/Acc. to EN 62384/Acc. to EN 62386	I	IP20

Logistical data

Product description	Commodity code
OT FIT 30/220...240/125 D L	850440839000
OT FIT 45/220...240/200 D L	850440839000
OT FIT 50/220...240/250 D L	850440839000
OT FIT 50/220...240/300 D L	850440839000
OT FIT 50/220...240/350 D L	850440839000

Product family datasheet

Environmental information Information according Art. 33 of EU Regulation (EC) 1907/2006 (REACH)

Product description	Date of Declaration	Primary Article Identifier	Candidate List Substance 1
OT FIT 30/220...240/125 D L	24-05-2023	4052899222557	Lead
OT FIT 45/220...240/200 D L	24-05-2023	4052899590946	Lead
OT FIT 50/220...240/250 D L	24-05-2023	4052899222571	Lead
OT FIT 50/220...240/300 D L	24-05-2023	4052899469884	Lead
OT FIT 50/220...240/350 D L	24-05-2023	4052899222595	Lead

Product description	CAS No. of substance 1	Safe Use Instruction	Declaration No. in SCIP database
OT FIT 30/220...240/125 D L	7439-92-1	The identification of the Candidate List substance is sufficient to allow safe use of the article.	2005cf8a-eeb8-4a40-88e1-bc5fc62133b5
OT FIT 45/220...240/200 D L	7439-92-1	The identification of the Candidate List substance is sufficient to allow safe use of the article.	f02fb5d4-89b9-4b66-b960-3cdb456f3d17
OT FIT 50/220...240/250 D L	7439-92-1	The identification of the Candidate List substance is sufficient to allow safe use of the article.	3338e2b3-151f-410f-b9c0-18a9a456ae17
OT FIT 50/220...240/300 D L	7439-92-1	The identification of the Candidate List substance is sufficient to allow safe use of the article.	543a5a91-93d9-44b4-8ed8-12d7d05432b7
OT FIT 50/220...240/350 D L	7439-92-1	The identification of the Candidate List substance is sufficient to allow safe use of the article.	f13b8a82-0b84-431a-98bb-bf6d9ce5f9f1


Application advice

For more detailed application information and graphics please see product datasheet.


Sales and Technical Support

Sales and Technical Support www.osram.com

Download Data

File
 Certificates INOTEC Certificate OT FIT 30125 D L

Product family datasheet

	Certificates INOTEC Certificate OT FIT 30125 D L appendix
	Certificates OT ENEC 40038085 010322
	Certificates CCC certificate China Origin
	Certificates LED drivers EMC 40011668 300922
	Certificates 544466_CD Test Certificate
	Certificates CCC Certificate 2017171002001468
	Declarations of conformity OT FIT D L CE 4292770 150222
	Declarations of conformity OT FIT D L UK DoC 4289774 140222
	CAD data OT FIT D L IGS 261119
	CAD data OT FIT D L STEP 261119
	CAD Data 2-dim OT FIT D L CAD2PDF 261119
	CAD data 3-dim OT FIT D L CAD3PDF 261119
	User instruction OPTOTRONIC LED Power Supply
	Declarations of conformity EATON(CEAG) Conformity declaration AM18523 OT FIT 45 220 240 200 D L
	Declarations of conformity INOTEC Conformity declaration AM18523_OT_FIT_45_220-240_200_D_L
	Brochures Poster OPTOTRONIC LED drivers (EN)
	Certificates INOTEC Certificate OT FIT 50250 D L
	Certificates INOTEC Certificate OT FIT 50250 D L appendix
	Certificates INOTEC Certificate OT FIT 50350 D L
	Certificates INOTEC Certificate OT FIT 50350 D L appendix

Product family datasheet

Ecodesign regulation information:

Intended for use with LED modules.

The forward voltage of the LED light source shall be within the defined operating window of the control gear in all operating conditions including dimming if applicable.

Separate control gear and light sources must be disposed of at certified disposal companies in accordance with Directive 2012/19/EU (WEEE) in the EU and with Waste Electrical and Electronic Equipment (WEEE) Regulations 2013 in the UK. For this purpose, collection points for recycling centres and take-back systems (CRSO) are available from retailers or private disposal companies, which accept separate control gear and light sources free of charge. In this way, raw materials are conserved and materials are recycled.

Logistical Data

Product code	Product description	Packaging unit (Pieces/Unit)	Dimensions (length x width x height)	Volume	Gross weight
4052899222557	OT FIT 30/220...240/125 D L	Shipping carton box 20	234 mm x 161 mm x 101 mm	3.81 dm ³	2665.00 g
4052899590946	OT FIT 45/220...240/200 D L	Shipping carton box 20	234 mm x 161 mm x 101 mm	3.81 dm ³	2665.00 g
4052899222571	OT FIT 50/220...240/250 D L	Shipping carton box 20	234 mm x 161 mm x 101 mm	3.81 dm ³	2665.00 g
4052899469884	OT FIT 50/220...240/300 D L	Shipping carton box 20	234 mm x 161 mm x 101 mm	3.81 dm ³	2665.00 g
4052899222595	OT FIT 50/220...240/350 D L	Shipping carton box 20	234 mm x 161 mm x 101 mm	3.81 dm ³	2665.00 g

The mentioned product code describes the smallest quantity unit which can be ordered. One shipping unit can contain one or more single products. When placing an order, for the quantity please enter single or multiples of a shipping unit.

Disclaimer

Subject to change without notice. Errors and omission excepted. Always make sure to use the most recent release.