

OT FIT 30/220...240/125 D L

OPTOTRONIC FIT D L | Linear / Area Constant Current – Non dimmable



Areas of application

- Linear lighting for office, education, industry, storage areas and retail
- Installation in emergency lighting systems according to IEC 61347-2-13, appendix J
- Suitable for installation in emergency lighting systems according to EN 60598-2-22
- Suitable for luminaires of protection class I

Product family benefits

- Small housing design
- Fixed current
- Lifetime: up to 100,000 h (temperature at $T_C = 65\text{ }^\circ\text{C}$, max. 10 % failure rate)
- High quality of light thanks to low output ripple current
- High efficiency
- Fulfill safety requirement due to overload, overtemperature, Hot Plug protection

Product family features

- Line frequency: 0 Hz | 50 Hz | 60 Hz
- Versatile scope of application due to output power range of up to 50 W
- Supply voltage: 220...240 V
- Available with output current range: up to 350 mA
- Non-isolated drivers



Technical data

Electrical data

Nominal input voltage	220...240 V
Mains frequency	0/50/60 Hz
Input voltage AC	198...264 V ¹⁾
Input voltage DC	176...276 V
Current set	Fixed current
Total harmonic distortion	< 20 %
Power factor λ	> 0.95 ²⁾
ECG efficiency	>90 % ³⁾
Device power loss	3.0 W ⁴⁾
Protective conductor current	<2.0 mA
Max. ECG no. on circuit breaker 10 A (B)	35
Max. ECG no. on circuit breaker 16 A (B)	56
Max. ECG no. on circuit breaker 25 A (B)	-
Surge capability (L/N-Ground)	2 kV
Surge capability (L-N)	1 kV
Nominal output voltage	54...216 V
U-OUT (working voltage)	< 250 V
Nominal output current	125 mA ⁵⁾
Output current tolerance	± 10 %
Output ripple current (100 Hz)	< 10 %
Output PSTLM	≤ 1
Output SVM	≤ 0.4
Nominal output power	6.8...27 W ⁶⁾
Galvanic isolation	Non isolated

¹⁾ Permitted voltage range

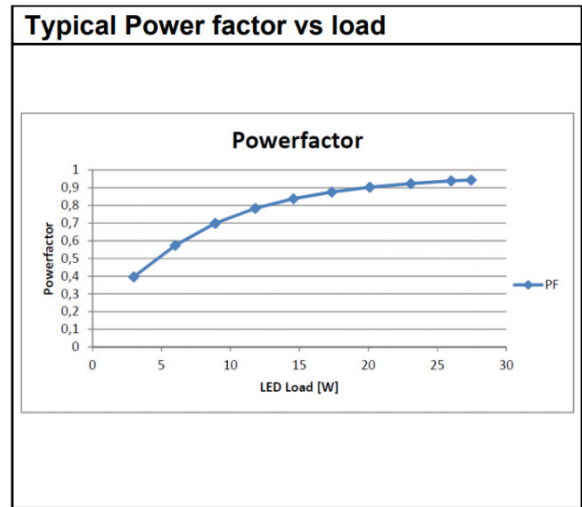
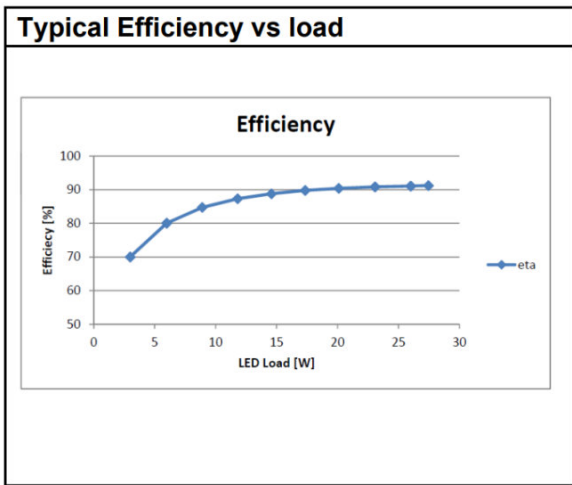
²⁾ Full load at 230 V

³⁾ At full load and 230 V

⁴⁾ Maximum

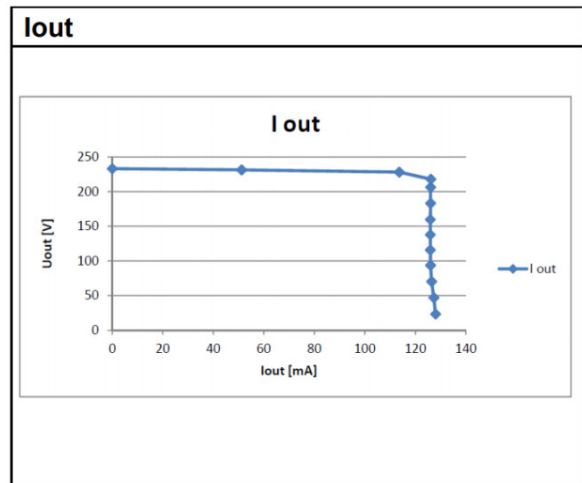
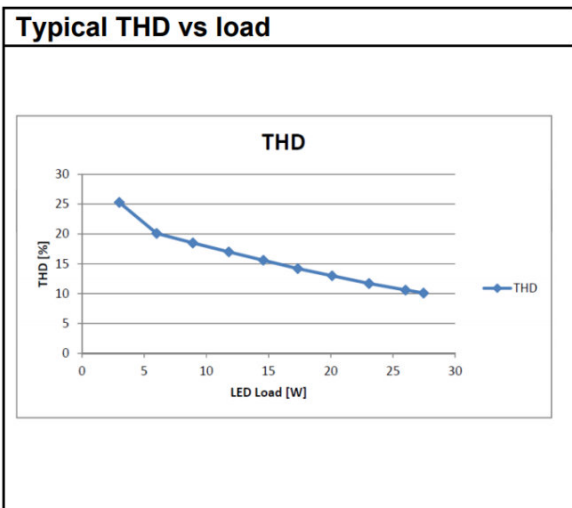
⁵⁾ ± 10 %

⁶⁾ Partial load 7...27 W



Typical Efficiency v Load 230 V 50 Hz

Typical Power Factor v Load



Typical THD v Load

Typical Iout v Rset LEDset2 mode

Dimensions & weight



Mounting hole spacing, length	200.0 mm
Product weight	125.00 g
Cable cross-section, input side	0.5...1.5 mm ² ¹⁾
Cable cross-section, output side	0.5...1.5 mm ² ¹⁾
Wire preparation length, input side	8.5...9.5 mm
Wire preparation length, output side	8.5...9.5 mm
Length	210.0 mm
Width	30.0 mm
Height	21.0 mm

¹⁾ Solid or flexible leads

Colors & materials

Casing material	Metal
------------------------	-------

Temperatures & operating conditions

Ambient temperature range	-15...+50 °C
Maximum temperature at tc test point	75 °C ¹⁾
Max.housing temperature in case of fault	110 °C
Temperature range at storage	-25...85 °C
Permitted rel. humidity during operation	5...85 % ²⁾

¹⁾ Maximum at the T_c-point

²⁾ Maximum 56 days/year at 85 %

Lifespan

ECG lifetime	50000 / 100000 h ¹⁾
---------------------	--------------------------------

¹⁾ At maximum T_c = 75°C / 10% failure rate / At T_c = 65°C / 10% failure rate

Additional product data

Product datasheet

Encapsulated	No
--------------	----

Capabilities

Dimmable	No
Overheating protection	Automatic reversible
Overload protection	Automatic reversible
Short-circuit protection	Automatic reversible
No-load proof	Yes
Max. cable length to lamp/LED module	2.0 m
Suitable for fixtures with prot. class	I
Suitable for emergency lighting	Yes
Type of connection, output side	Push terminal
Number of channels	1

Programming

Tuner4TRONIC	No
Tuner4TRONIC Field App	No






Certificates & standards

Approval marks – approval	CE / EL / VDE-EMC / ENEC 10 / CCC / RCM
Standards	Acc. to EN 61347-1/Acc. to EN 61347-2-13/Acc. to EN 55015/Acc. to EN 61547/Acc. to EN 61000-3-2/Acc. to EN 62384/Acc. to EN 62386
Protection class	I
Type of protection	IP20







Logistical data

Commodity code	850440829000
----------------	--------------

Download Data

File
 Product Datasheet 544589_data sheet OT FIT 30 125
 Certificates INOTEC Certificate OT FIT 30125 D L
 Certificates INOTEC Certificate OT FIT 30125 D L appendix
 Certificates OT ENEC 40038085 130720
 Certificates 544466_CD Test Certificate

Product datasheet

	Certificates CCC Certificate 2017171002001468
	Declarations of conformity OT FIT D L CE 3366459 121119
	CAD data OT FIT D L IGS 261119
	CAD data OT FIT D L STEP 261119
	CAD Data 2-dim OT FIT D L CAD2PDF 261119
	CAD data 3-dim OT FIT D L CAD3PDF 261119

Logistical Data

Product code	Product description	Packaging unit (Pieces/Unit)	Dimensions (length x width x height)	Volume	Gross weight
4052899222557	OT FIT 30/220...240/125 D L	Shipping carton box 20	234 mm x 161 mm x 101 mm	3.81 dm ³	2665.00 g

The mentioned product code describes the smallest quantity unit which can be ordered. One shipping unit can contain one or more single products. When placing an order, for the quantity please enter single or multiples of a shipping unit.

Disclaimer

Subject to change without notice. Errors and omission excepted. Always make sure to use the most recent release.