


OT FIT 35/220...240/700 CS L G2

OPTOTRONIC FIT CS L G2 | Linear / Area Constant Current – Non dimmable



Product family features

- Line frequency: 0 Hz | 50 Hz | 60 Hz
- Versatile scope of application due to output power range of up to 75 W
- Supply voltage: 220...240 V
- Available with output current range: up to 1,400 mA
- SELV system

Product family benefits

- Flexible current setting (DIPswitch – 4 currents)
- Lifetime: up to 100,000 h (temperature at $T_c = 65^\circ\text{C}$, max. 10 % failure rate)
- High efficiency
- High quality of light thanks to low output ripple current
- Fulfill safety requirement due to overload, overtemperature, Hot Plug protection

Areas of application

- Linear lighting for office, education, industry, storage areas and retail
- Installation in emergency lighting systems according to IEC 61347-2-13, appendix J
- Suitable for luminaires of protection class I

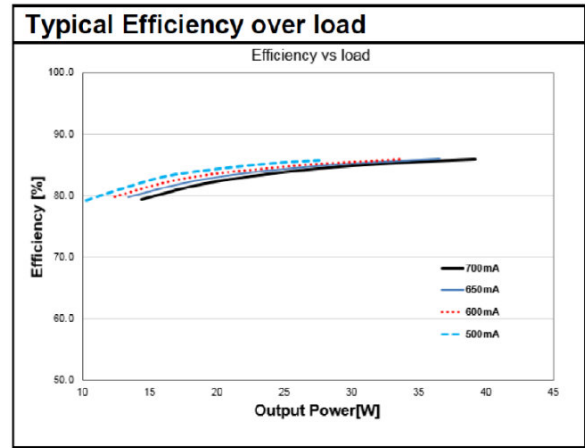
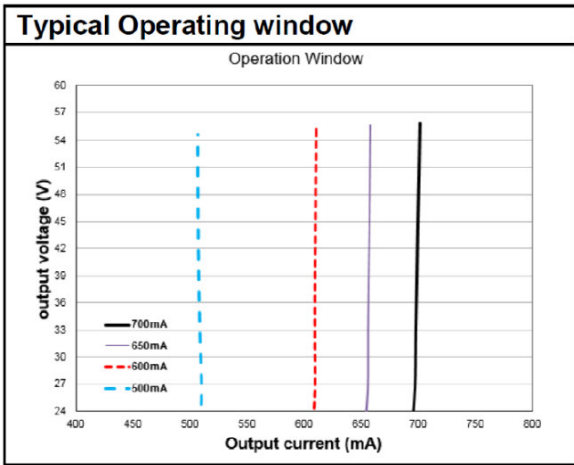
Technical data

Electrical data

Nominal input voltage	220...240 V
Mains frequency	0/50/60 Hz
Input voltage AC	198...264 V ¹⁾
Input voltage DC	176...276 V
Current set	DipSwitch
Total harmonic distortion	< 10 %
Power factor λ	0.98
Efficiency in full-load	85 % ²⁾
Device power loss	5.8 W
Inrush current	16 A
Max. ECG no. on circuit breaker 10 A (B)	21
Max. ECG no. on circuit breaker 16 A (B)	34
Max. ECG no. on circuit breaker 25 A (B)	-
Surge capability (L/N-Ground)	2 kV
Surge capability (L-N)	1 kV
Nominal output voltage	27...51 V
U-OUT (working voltage)	< 60 V
Nominal output current	500 / 600 / 650 / 700 mA
Output current tolerance	± 7.5 %
Output ripple current (100 Hz)	< 5 %
Output PSTLM	≤ 1
Output SVM	≤ 0.4
Nominal output power	13.5...35.7 W
Maximum output power	35.7 W
Galvanic isolation	SELV
Galvanic isolation primary/secondary	-
Protective conductor current	0.5 mA
Default output current	700 mA

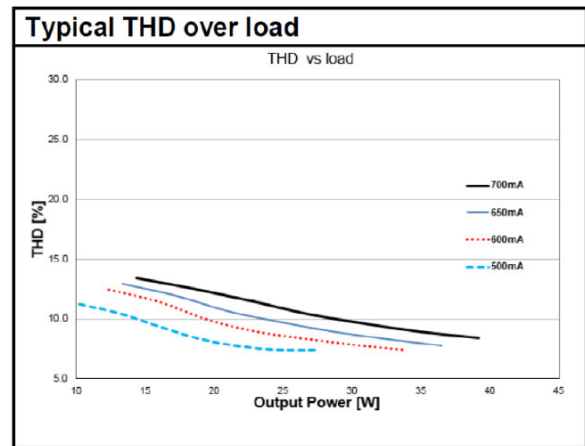
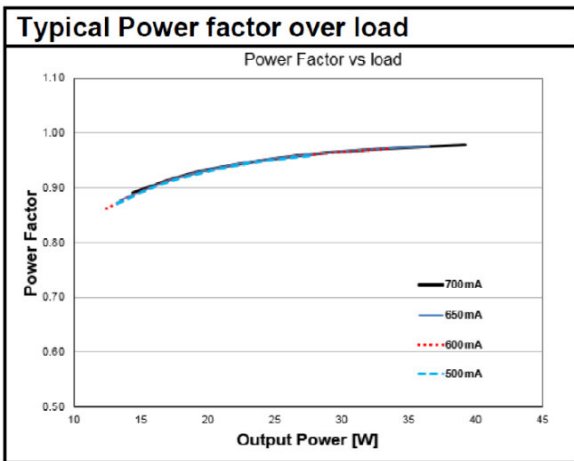
¹⁾ Permitted voltage range

²⁾ at 230 V, 50 Hz



OT FIT 35220-240700 CS L G2 Operating Window

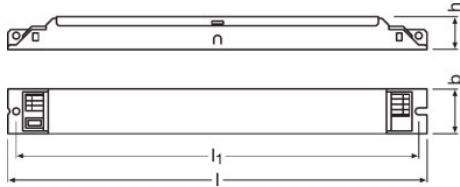
OT FIT 35220-240700 CS L G2 Typical Efficiency vs. Load (230 V 50 Hz)



OT FIT 35220-240700 CS L G2 Typical Power Factor vs. Load

OT FIT 35220-240700 CS L G2 Typical THD Vs Load

Dimensions & weight



Mounting hole spacing, length	270.0 mm
Product weight	205.00 g
Cable cross-section, input side	0.5...1.5 mm ²
Cable cross-section, output side	0.5...1.5 mm ²
Wire preparation length, input side	8.5...9.5 mm
Wire preparation length, output side	8.5...9.5 mm
Length	280.0 mm
Width	30.0 mm
Height	21.0 mm

Colors & materials

Casing material	Metal
-----------------	-------

Temperatures & operating conditions

Ambient temperature range	-25...+50 °C
Maximum temperature at tc test point	80 °C
Max.housing temperature in case of fault	110 °C
Temperature range at storage	-25...85 °C
Permitted rel. humidity during operation	5...85 % ¹⁾

¹⁾ Maximum 56 days/year at 85 %

Lifespan

ECG lifetime	50000 / 100000 h ¹⁾
--------------	--------------------------------

¹⁾ At maximum T_c = 75°C / 10% failure rate / At T_c = 65°C / 10% failure rate

Additional product data

Encapsulated	No
--------------	----

Capabilities

Dimmable	No
Overheating protection	Automatic reversible
Overload protection	Non-reversible
Short-circuit protection	Automatic reversible
No-load proof	Yes
Intended for no-load operation	No
Max. cable length to lamp/LED module	2.0 m ¹⁾
Suitable for fixtures with prot. class	I
Suitable for emergency lighting	Yes
Type of connection, output side	Push terminal
Number of channels	1

¹⁾ Output wires must be routed as close as possible to each other

Programming

Programming device	DIPswitch
--------------------	-----------

Certificates & standards

Approval marks – approval	CE / EL / ENEC 05 / EAC / CCC / RCM / BIS
Standards	Acc. to EN 61347-1/Acc. to EN 61347-2-13/Acc. to EN 62384/Acc. to EN 61000-3-2/Acc. to EN 61000-3-3/Acc. to EN 61547
Protection class	I
Type of protection	IP20

Logistical data









Commodity code	850440839000
----------------	--------------

Environmental information

Information according Art. 33 of EU Regulation (EC) 1907/2006 (REACH)	
Date of Declaration	14-04-2022
Primary Article Identifier	4052899522534 4052899569096
Candidate List Substance 1	Lead
CAS No. of substance 1	7439-92-1
Safe Use Instruction	The identification of the Candidate List substance is sufficient to allow safe use of the article.
Declaration No. in SCIP database	2569ee1f-5075-42ed-b980-1db78a3dca29 b2e1e764-b99b-4a9d-a768-4f706ccc53aa

Product datasheet

Download Data

File	
	User instruction OT FIT 35 55 75 220-240 CS L G2
	Certificates INOTEC Certificate OT FIT 35700 CS L G2
	Certificates INOTEC Certificate OT FIT 35700 CS L G2 appendix
	Certificates OT EMC 40038482 290922
	Certificates VDE ENEC Certificate 40046756
	Declarations of conformity OT FIT CS L G2 UK DoC 4281119 150222
	Declarations of conformity OT FIT CS L G2 CE 3666934 150222
	Declarations of conformity 711957_Declaration of Conformity OT FIT CS L

Ecodesign regulation information:

Intended for use with LED modules.

The forward voltage of the LED light source shall be within the defined operating window of the control gear in all operating conditions including dimming if applicable.

Separate control gear and light sources must be disposed of at certified disposal companies in accordance with Directive 2012/19/EU (WEEE) in the EU and with Waste Electrical and Electronic Equipment (WEEE) Regulations 2013 in the UK. For this purpose, collection points for recycling centres and take-back systems (CRSO) are available from retailers or private disposal companies, which accept separate control gear and light sources free of charge. In this way, raw materials are conserved and materials are recycled.

Logistical Data

Product code	Product description	Packaging unit (Pieces/Unit)	Dimensions (length x width x height)	Volume	Gross weight
4052899522534	OT FIT 35/220...240/700 CS L G2	Shipping carton box 20	303 mm x 159 mm x 101 mm	4.87 dm ³	4419.00 g

The mentioned product code describes the smallest quantity unit which can be ordered. One shipping unit can contain one or more single products. When placing an order, for the quantity please enter single or multiples of a shipping unit.

Product datasheet

Disclaimer

Subject to change without notice. Errors and omission excepted. Always make sure to use the most recent release.