

## OT FIT 65/220-240/350 D CS L

OPTOTRONIC FIT D CS L | Linear / Area Constant Current – Non dimmable



### Areas of application

- Linear and area lighting
- Office, industrial and shop lighting
- Suitable for luminaires of protection class I

### Product family benefits

- Versatile scope of application due to output power range of up to 65 W
- Safety requirement due to overload, overtemperature, short-circuit protection
- High efficiency
- User flexibility with four different output currents from one driver



## Product datasheet

---

### Product family features

- Supply voltage: 220...240 V
- Line frequency: 50 Hz | 60 Hz
- Line voltage: 198...264 V
- Safety and performance according to IEC 61347-1, IEC 61347-2-13, IEC 62384
- RI suppression according to CISPR 15
- Line harmonics according to IEC 61000-3-2
- Immunity according to IEC 61547
- Lifetime: up to 100,000 h (temperature at  $T_c = -10\text{ °C}$ , max. 10 % failure rate)
- Non-isolated drivers

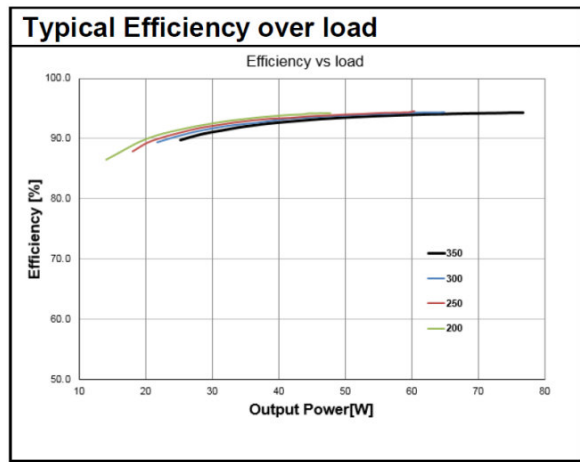
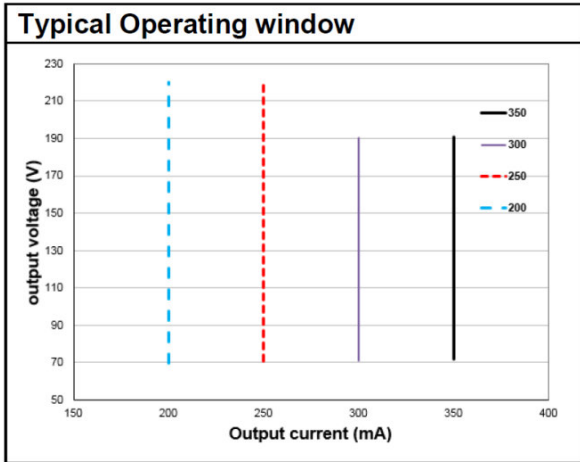
## Technical data

### Electrical data

Nominal input voltage	220...240 V
Mains frequency	50/60 Hz
Input voltage AC	220...240 V
Current set	DipSwitch
Power factor $\lambda$	0.98
ECG efficiency	93 %
Device power loss	5.0 W
Inrush current	30 A <sup>1)</sup>
Max. ECG no. on circuit breaker 10 A (B)	12
Max. ECG no. on circuit breaker 10 A (C)	20
Max. ECG no. on circuit breaker 16 A (B)	19
Max. ECG no. on circuit breaker 16 A (C)	32
Surge capability (L/N-Ground)	2 kV
Surge capability (L-N)	1 kV
Nominal output voltage	70...220 / 70...190 V <sup>2)</sup>
Nominal output current	200 / 250 / 300 / 350 mA
Output PSTLM	$\leq 1$
Output SVM	$\leq 0.4$
Nominal output power	16...66.5 W
Output ripple current (100 Hz)	< 4 %

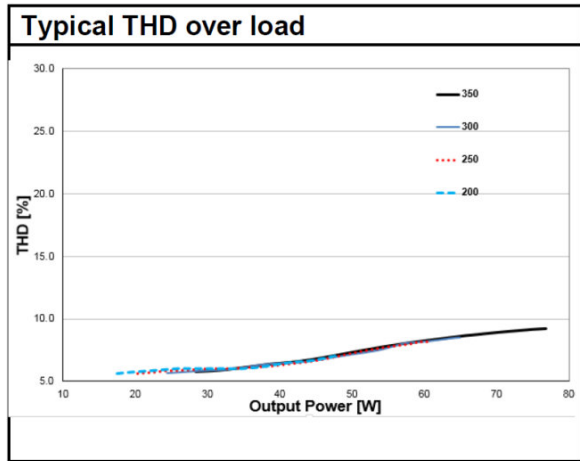
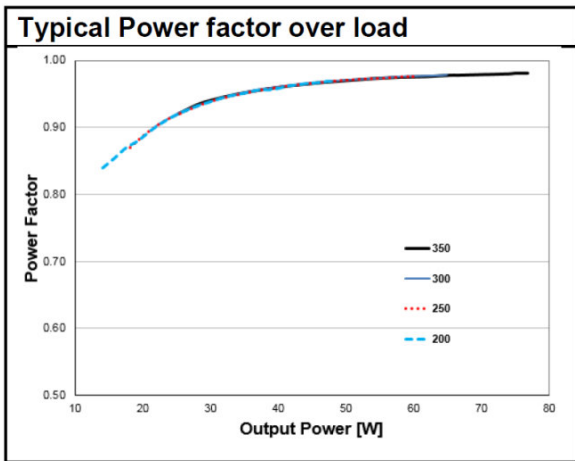
<sup>1)</sup> At 200  $\mu$ s

<sup>2)</sup> At 200/250 mA output current / At 300/350 mA output current



Operating Window

Typical Efficiency v Load 230 V 50 Hz



Typical Power Factor v Load

Typical THD v Load

## Dimensions & weight



<b>Mounting hole spacing, length</b>	200.0 mm
<b>Product weight</b>	140.00 g
<b>Cable cross-section, input side</b>	0.5...1.5 / 0.75...1.5 mm <sup>2</sup> <sup>1)</sup>
<b>Cable cross-section, output side</b>	0.5...1.5 / 0.75...1.5 mm <sup>2</sup> <sup>1)</sup>
<b>Wire preparation length, input side</b>	7...8 mm
<b>Length</b>	210.0 mm
<b>Width</b>	30.0 mm
<b>Height</b>	21.0 mm

<sup>1)</sup> Solid / Flexible

## Temperatures & operating conditions

<b>Ambient temperature range</b>	-25...+50 °C
<b>Maximum temperature at tc test point</b>	75 °C
<b>Max.housing temperature in case of fault</b>	110 °C
<b>Temperature range at storage</b>	-25...80 °C
<b>Permitted rel. humidity during operation</b>	5...85 % <sup>1)</sup>

<sup>1)</sup> Maximum 56 days/year at 85 %

## Lifespan

<b>ECG lifetime</b>	50000 / 100000 h <sup>1)</sup>
---------------------	--------------------------------

<sup>1)</sup> At maximum  $T_c = 75^\circ\text{C}$  / 10% failure rate / At  $T_c = 65^\circ\text{C}$  / 10% failure rate

## Additional product data

<b>Encapsulated</b>	No
---------------------	----

## Capabilities

<b>Dimmable</b>	No
<b>Overheating protection</b>	Automatic reversible

## Product datasheet

Overload protection	Automatic reversible
Short-circuit protection	Automatic reversible
No-load proof	Yes
Max. cable length to lamp/LED module	2.0 m
Suitable for fixtures with prot. class	I
Number of channels	1

### Programming

Tuner4TRONIC	No
Tuner4TRONIC Field App	No
Programming device	DIPswitch






### Certificates & standards

Approval marks – approval	CCC / ENEC 05 / CE / RCM
Standards	Acc. to IEC 61347-1/Acc. to IEC 61347-2-13/Acc. to IEC 62384/Acc. to IEC 61000-3-2/Acc. to IEC 61000-3-3/Acc. to IEC 61547
Type of protection	IP20

### Logistical data

Commodity code	850440829000
----------------	--------------

### Download Data

File	
	User instruction OPTOTRONIC LED Power Supply
	Certificates CB certificate OT FIT 35 65 75 D CS L
	Certificates ENEC certificate_OT FIT 18220-240350 CS L AP, OT FIT 35220-240350 D CS L, OT FIT 65220-240350 D CS L
	CAD data 3-dim CAD data_OT FIT 18220-240350 CS L AP,OT FIT 35220-240350 D CS L, OT FIT 65220-240350 D CS L
	CAD data PDF CAD data PDF_OT FIT 18220-240350 CS L AP, OT FIT 35220-240350 D CS L, OT FIT 65220-240350 D CS L

### Logistical Data

Product code	Product description	Packaging unit (Pieces/Unit)	Dimensions (length x width x height)	Volume	Gross weight
4052899531451	OT FIT 65/220-240/350 D CS L	Shipping carton box 20	234 mm x 161 mm x 101 mm	3.81 dm <sup>3</sup>	2965.00 g

## Product datasheet

Product code	Product description	Packaging unit (Pieces/Unit)	Dimensions (length x width x height)	Volume	Gross weight
--------------	---------------------	------------------------------	--------------------------------------	--------	--------------

The mentioned product code describes the smallest quantity unit which can be ordered. One shipping unit can contain one or more single products. When placing an order, for the quantity please enter single or multiples of a shipping unit.

---

### Disclaimer

Subject to change without notice. Errors and omission excepted. Always make sure to use the most recent release.