

OT 20/170...240/1A0 1DIMLT2 G1 CE

OPTOTRONIC - 1DIM NFC IP20 | AstroDIM – constant current LED drivers



Product family features

- Supply voltage: 220...240 V
- Current output range: 70...1,050 mA
- AstroDIM for autonomous dimming with five independent levels (astro, time mode)
- Standby power consumption: < 0.5 W
- Constant Lumen Output (CLO)
- Integrated customizable thermal management (Driver Guard)

Product family benefits

- Easy and fast wireless luminaire programming
- Very high efficiency
- Optimized for AstroDIM operation
- Wide current output range: 200 mA...1050 mA
- High surge protection: up to 10 kV (in protection class I or II)
- Great flexibility due to wide operating temperature range of -40...55 °C
- Protection through double isolation between mains input and LED output

Areas of application

- Street and urban lighting
- Industry
- Suitable for outdoor applications in luminaires with IP > 65
- Suitable for use in outdoor luminaires of protection class I and II

Technical data

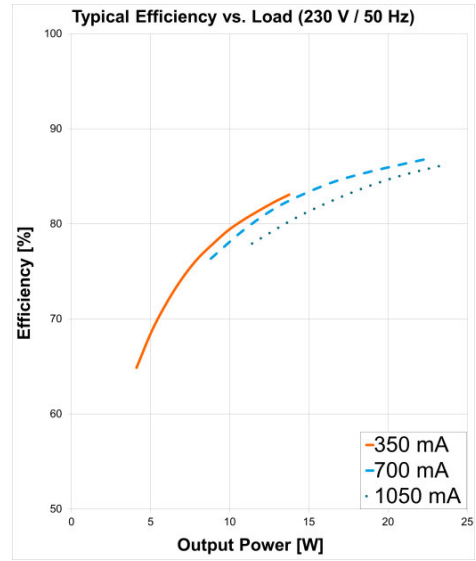
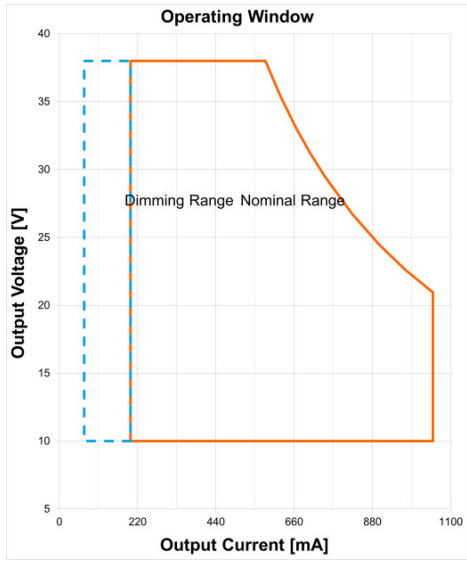
Electrical data

Nominal voltage	220...240 V
Input voltage AC	170...264 V
Nominal current	0.12 A
Mains frequency	50...60 Hz
Power factor λ	0.95/0.90
Total harmonic distortion	< 10 %
Device power loss	3.5 W
Inrush current	25 A ¹⁾
Max. ECG no. on circuit breaker 10 A (B)	23
Max. ECG no. on circuit breaker 16 A (B)	36
Max. ECG no. on circuit breaker 25 A (B)	57
Surge capability (L/N-Ground)	10 kV
Surge capability (L-N)	6 kV
Nominal output power	22 W
Maximum output power	22 W
Efficiency in full-load	87 % ²⁾
Nominal output current	200...1050 mA
Output current LEDset open	70 mA
Output current LEDset shorted	Not allowed
Default output current	700 mA
Output current tolerance	± 5 % ³⁾
Output ripple current (100 Hz)	< 5 %
Output PSTLM	≤ 1
Output SVM	≤ 0.4
Minimum output current	70 mA
Galvanic isolation	SELV
Nominal output voltage	10...38 V
U-OUT (working voltage)	60 V
Max. no. of ECGs on 16A MCB with EBN-OS	100

¹⁾ At 150 μ s

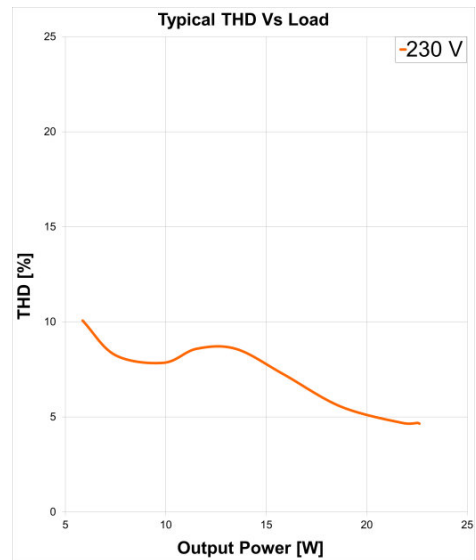
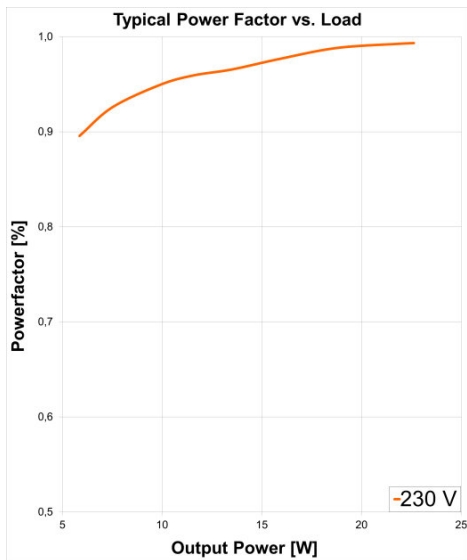
²⁾ at 230 V, 50 Hz

³⁾ +/- 5% for LEDset down to 300mA



OT 20170-2401A0 1DIMLT2 G1 CE Operating Window

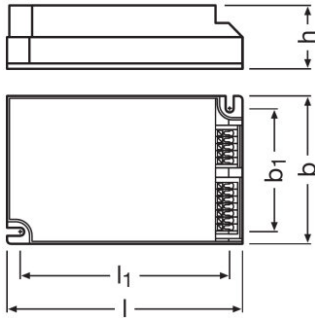
OT 20170-2401A0 1DIMLT2 G1 CE Typical Efficiency vs. Load (230 V 50 Hz)



OT 20170-2401A0 1DIMLT2 G1 CE Typical Power Factor vs. Load

OT 20170-2401A0 1DIMLT2 G1 CE Typical THD Vs Load

Dimensions & weight



Length	123.0 mm
Width	79.0 mm
Height	33.0 mm
Mounting hole spacing, length	111.0 mm
Mounting hole spacing, width	67.0 mm
Product weight	210.00 g
Cable cross-section, input side	0.2...1.5 mm ²
Cable cross-section, output side	0.2...1.5 mm ²
Wire preparation length, input side	8.5...9.5 mm

Temperatures & operating conditions

Ambient temperature range	-40...+60 °C
Temperature range at storage	-25...85 °C
Maximum temperature at tc test point	75 °C
Max.housing temperature in case of fault	120 °C
Permitted rel. humidity during operation	5...85 % ¹⁾

¹⁾ Maximum 56 days/year at 85 %

Lifespan

ECG lifetime	50000 / 100000 h ¹⁾
---------------------	--------------------------------

¹⁾ At maximum T_c = 75°C / 10% failure rate / At T_c = 63°C / 10% failure rate

Product datasheet

Expected Lifetime

Product name				
OT 20/170...240/1A0 1DIMLT2 G1 CE	ECG ambient temperature [ta]	60	50	48
	Temperature at tc-point [°C]	75	65	63
	Lifetime [h]	50000	85000	100000

Capabilities

Dimmable	Yes
Dimming interface	AstroDIM
Dimming range	10...100 %
Suitable for fixtures with prot. class	I / II
Constant lumen function	Programmable
Short-circuit protection	Automatic reversible
No-load proof	Yes
Intended for no-load operation	No
Max. cable length to lamp/LED module	2.0 m ¹⁾
Overload protection	Automatic reversible
Number of channels	1

¹⁾ Output wires must be routed as close as possible to each other

Programming

Box programming	Yes
Programming device	NFC

Certificates & standards

Type of protection	IP20
Standards	Acc. to IEC 61347-1/Acc. to EN 61347-1/Acc. to IEC 61347-2-13/Acc. to EN 61347-2-13/Acc. to IEC/EN 62384/Acc. to EN 55015:2006 + A1:2007 + A2:2009/Acc. to CISPR 15:2005 + A1:2006 + A2:2008/Acc. to IEC 61547/Acc. to EN 61547/Acc. to IEC 61000-3-2/EN 61000-3-2/Acc. to IEC 61000-3-3/Acc. to EN 61000-3-3/Acc. to IEC 62386-101/Acc. to EN 62386-101/Acc. to IEC 62386-102/Acc. to EN 62386-102/Acc. to IEC 62386-207/Acc. to EN 62386-207
Approval marks – approval	CE / ENEC / VDE / VDE-EMC / CCC

Logistical data







Product datasheet

Commodity code	850440829000
----------------	--------------





Environmental information

Information according Art. 33 of EU Regulation (EC) 1907/2006 (REACH)	
Date of Declaration	14-04-2022
Primary Article Identifier	4052899517400 4050732430848
Candidate List Substance 1	Lead
CAS No. of substance 1	7439-92-1
Safe Use Instruction	The identification of the Candidate List substance is sufficient to allow safe use of the article.
Declaration No. in SCIP database	ffbf7723-737a-4dba-ad9c-1313dcafe7d8 9822bd69-59b3-4a36-9023-5ac21a1050b5

Download Data

File
 Brochures Technical application guide - 1DIMLT2 G1 LED drivers (EN)
 Brochures Technical Application Guide - 4DIMLT2 G2 CE LED drivers (EN)
 Certificates RCM Certificate CS10824N
 Certificates OT ENEC 40050684 041122
 Certificates OT Outdoor CB DE1 62952A1 220920
 Certificates OT EMC 40050085 200220
 Certificates OT Outdoor CB DE1 62952A2 220920
 Certificates OT Outdoor VDE TESTREPORT 276377 220920
 Certificates VDE ENEC Certificate 40043863
 Certificates CB Certificate DE1-59452
 Certificates VDE ENEC Certificate 40043863 appendix
 Certificates OT EMC 40044675 031022
 Certificates CCC Certificate 2018171002002021

Product datasheet

	Declarations of conformity OT 1DIMLT2 G1 4DIMLT2 G2 CE 3806542 061221
	Declarations of conformity OT DIM LT2 CE UK DoC 4291524 260221
	Declarations of conformity EU Declaration of Conformity 3584649
	CAD data CAD data STEP OT 20170-2401A0 1DIMLT2 G1 CE

Ecodesign regulation information:

Intended for use with LED modules.

The forward voltage of the LED light source shall be within the defined operating window of the control gear in all operating conditions including dimming if applicable.

Separate control gear and light sources must be disposed of at certified disposal companies in accordance with Directive 2012/19/EU (WEEE) in the EU and with Waste Electrical and Electronic Equipment (WEEE) Regulations 2013 in the UK. For this purpose, collection points for recycling centres and take-back systems (CRSO) are available from retailers or private disposal companies, which accept separate control gear and light sources free of charge. In this way, raw materials are conserved and materials are recycled.

ISOLATION	Input / Mains	EQUI	LEDset	LED Output	Case	NTC
Input / Mains	-	Double	SELV	SELV	Double	SELV
EQUI	Double	-	Basic	Basic	Basic	Double
LEDset	SELV	Basic	-	-	Basic	-
LED Output	SELV	Basic	-	-	Basic	-
Case	Double	Basic	Basic	Basic	-	Basic
NTC	SELV	Double	-	-	Basic	-

Logistical Data

Product code	Product description	Packaging unit (Pieces/Unit)	Dimensions (length x width x height)	Volume	Gross weight
4052899517400	OT 20/170...240/1A0 1DIMLT2 G1 CE	Shipping carton box 10	280 mm x 175 mm x 102 mm	5.00 dm ³	2279.00 g

The mentioned product code describes the smallest quantity unit which can be ordered. One shipping unit can contain one or more single products. When placing an order, for the quantity please enter single or multiples of a shipping unit.

Product datasheet

Accessories Optional

Product description	Accessory name	Accessory code
OT 20/170...240/1A0 1DIMLT2 G1 CE	NFC Scanner by TERTIUM Technology	▶ 4055462290281

Data privacy

This OSRAM driver can be configured using the Tuner4TRONIC software. This requires registering on www.myosram.com and downloading the Tuner4TRONIC software from the Internet. The Tuner4TRONIC software enables users to access and view the operational data of a luminaire or driver via the corresponding programming interfaces. A password key (Config Lock) must be set up in the driver via the Tuner4TRONIC software in order to control which users can access and view operational data. Follow the instructions for password setup. To grant an external person or company rights to access or view operational data, you can assign password keys. In this case, however, you are responsible for ensuring that the third party concerned takes notice of the information described here. However, OSRAM can read out operating data from devices for maintenance and service purposes even when a password key has been assigned. In individual cases, OSRAM will also use its access rights in order to optimize or improve driver hardware and driver functions. In accordance with data privacy principles, any user of operating data (luminaire manufacturers, third parties with access rights) must ensure that personal data (e.g. name, address, location IDs) are only merged with the prior written consent of the person (end user) concerned. The respective user of the operating data is responsible for providing evidence of consent.

Disclaimer

— Subject to change without notice. Errors and omission excepted. Always make sure to use the most recent release.