

## ELEMENT 12/220...240/300 S

ELEMENT S | Constant Current Compact – Non dimmable



### Areas of application

- Spotlight and downlight installations for shops
- Recessed luminaires
- Suitable for luminaires of protection classes I and II
- Suitable for indoor SELV installations

### Product family benefits

- Compatible with LEDs with Chip-On-Board technology and discrete LEDs
- High efficiency
- Simple installation and wiring

### Product family features

- Available with wattages up to 44 W
- Constant output current
- Integrated cable clamp for luminaire and independent installation
- Operated with Safety extra-low voltage (SELV): < 60 V
- Reversible overtemperature, overload, short-circuit and open-circuit protection

## Technical data

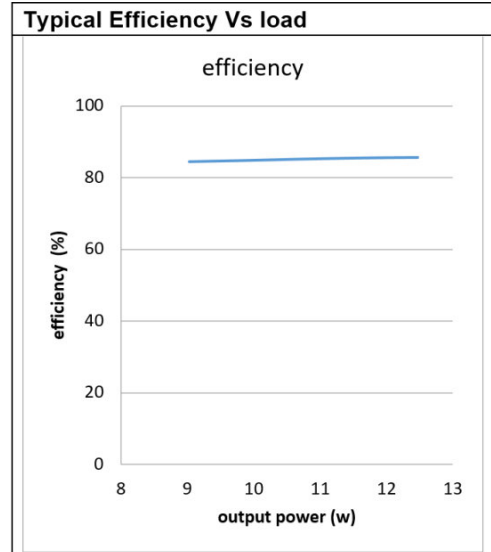
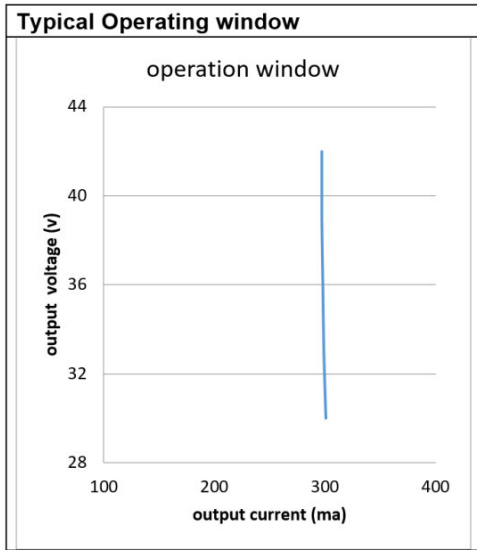
### Electrical data

Nominal input voltage	220...240 V
Mains frequency	50...60 Hz
Input voltage AC	198...264 V
Total harmonic distortion	< 20 %
Power factor $\lambda$	0.95
ECG efficiency	>85 % <sup>1)</sup>
Device power loss	2.23 W <sup>2)</sup>
Protective conductor current	<0.7 mA
Inrush current	< 4 A <sup>3)</sup>
Max. ECG no. on circuit breaker 10 A (B)	60
Max. ECG no. on circuit breaker 10 A (C)	-
Max. ECG no. on circuit breaker 16 A (B)	96
Max. ECG no. on circuit breaker 16 A (C)	-
Max. ECG no. on circuit breaker 25 A (B)	-
Surge capability (L/N-Ground)	2 kV
Surge capability (L-N)	1 kV
Nominal output voltage	30...42 V
U-OUT (working voltage)	60 V
Nominal output current	300 mA
Output current tolerance	±7.5 %
Output ripple current (100 Hz)	< 30 %
Output PSTLM	≤1
Output SVM	≤1.1
Nominal output power	9...12.6 W
Galvanic isolation	SELV
Current set	-

<sup>1)</sup> At 50 Hz / At full load and 230 V

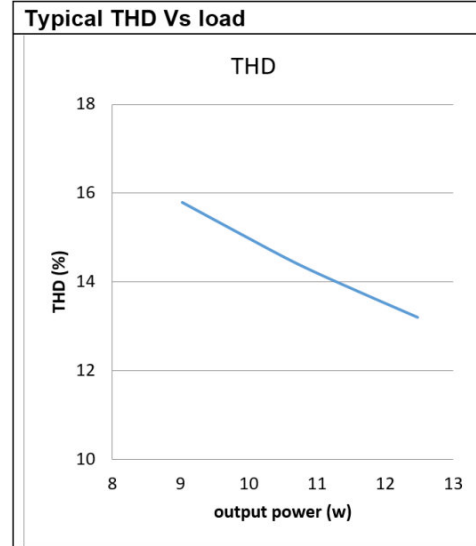
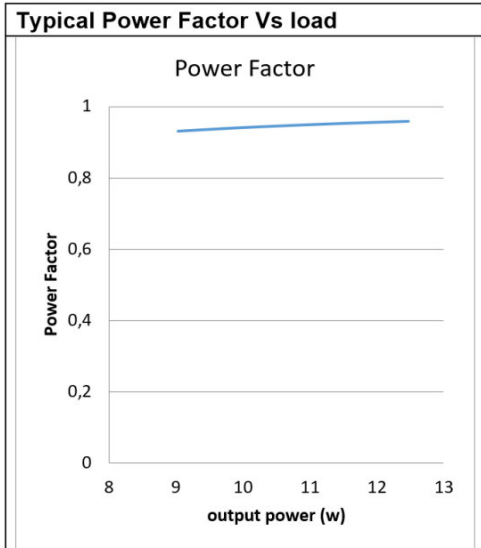
<sup>2)</sup> At 230 V, Input power 14.83 W max.

<sup>3)</sup>  $t_{width} = 100 \mu s$  (measured at 50 %  $I_{peak}$ )



Operating Window

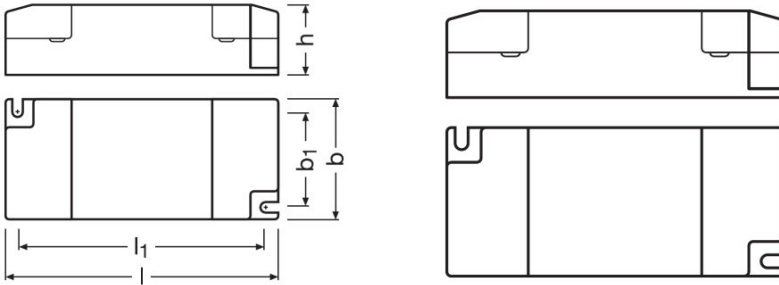
Typical Efficiency v Load 230 V 50 Hz



Typical Power Factor v Load

Typical THD v Load

## Dimensions & weight



<b>Mounting hole spacing, length</b>	80.0 mm
<b>Mounting hole spacing, width</b>	34.0 mm
<b>Product weight</b>	54.00 g
<b>Cable cross-section, input side</b>	0.5...1.5 / 0.75...1.5 mm <sup>2 1)</sup>
<b>Cable cross-section, output side</b>	0.5...1.5 / 0.75...1.5 mm <sup>2 1)</sup>
<b>Wire preparation length, input side</b>	7...8 mm
<b>Wire preparation length, output side</b>	7...8 mm
<b>Length</b>	90.0 mm
<b>Width</b>	43.0 mm
<b>Height</b>	22.0 mm

<sup>1)</sup> Solid or flexible leads

## Colors & materials

<b>Casing material</b>	Plastic
------------------------	---------

## Temperatures & operating conditions

<b>Ambient temperature range</b>	-20...+50 °C
<b>Maximum temperature at tc test point</b>	80 °C <sup>1)</sup>
<b>Max.housing temperature in case of fault</b>	110 °C
<b>Temperature range at storage</b>	-40...+85 °C
<b>Permitted rel. humidity during operation</b>	5...95 % <sup>2)</sup>

<sup>1)</sup> Measured on tc point indicated on the product label.

<sup>2)</sup> Non-condensing

## Lifespan

<b>ECG lifetime</b>	30000 / 50000 h <sup>1)</sup>
---------------------	-------------------------------

<sup>1)</sup> At maximum  $T_c = 80^\circ\text{C}$  / 10% failure rate / At maximum  $T_c = 70^\circ\text{C}$  / 10% failure rate

## Product datasheet

### Additional product data

Encapsulated	No
--------------	----

### Capabilities

Dimmable	No
Overheating protection	Automatic reversible
Overload protection	Automatic reversible
Short-circuit protection	Automatic reversible
No-load proof	Yes
Max. cable length to lamp/LED module	2.0 m
Suitable for fixtures with prot. class	I / II
Type of connection, input side	Push terminal
Type of connection, output side	Push terminal
Number of channels	1

### Programming

Tuner4TRONIC	No
Tuner4TRONIC Field App	No





### Certificates & standards

Approval marks – approval	ENEC 05 / CCC / RCM / CE
Standards	Acc. to IEC 61347-1/Acc. to IEC 61347-2-13/Acc. to IEC 62384/Acc. to IEC 61000-3-2/Acc. to IEC 61547/Acc. to IEC 61000-3-3
Type of protection	IP20

### Logistical data

Commodity code	850440829000
----------------	--------------

### Download Data

File
 User instruction ELEMENT LED Power Supply
 Certificates ELEMENT S ENEC 35 108343 221019
 Declarations of conformity ELEMENT CE 3754517 280520
 CAD data Element S 6_15 IGS 120220

## Product datasheet



CAD data  
Element S 6\_15 STEP 120220



CAD data 3-dim  
Element S 6\_15 CAD3PDF 120220

### Logistical Data

Product code	Product description	Packaging unit (Pieces/Unit)	Dimensions (length x width x height)	Volume	Gross weight
4052899552883	ELEMENT 12/220...240/300 S	Shipping carton box 50	232 mm x 197 mm x 155 mm	7.08 dm <sup>3</sup>	2942.00 g

The mentioned product code describes the smallest quantity unit which can be ordered. One shipping unit can contain one or more single products. When placing an order, for the quantity please enter single or multiples of a shipping unit.

### Disclaimer

Subject to change without notice. Errors and omission excepted. Always make sure to use the most recent release.