

## OT FIT 300/220...240/1A6 D NFC IND L

OPTOTRONIC FIT D NFC IND L | Linear / Area Constant Current – Non dimmable



### Product family features

- Line frequency: 0 Hz | 50 Hz | 60 Hz
- Versatile scope of application due to output power range of up to 300 W
- Supply voltage: 220...240 V
- Available with output current range: up to 1,600 mA
- Constant Lumen Output (CLO)
- Non-isolated drivers

### Product family benefits

- Flexible and future-proof current setting via NFC and LT2
- Lifetime: up to 100,000 h (temperature at  $T_C = 75^\circ\text{C}$ , max. 10 % failure rate)
- Wide operating temperature range:  $-40...+65^\circ\text{C}$
- High quality of light thanks to <1% output ripple current
- High surge protection: up to 4 kV (L-N) / 4 kV (L/N-PE)
- Very high efficiency (up to 96%)
- Integrated inrush current limiter
- Fulfill safety requirement due to overload, overtemperature, Hot Plug protection

### Areas of application

- Linear lighting solutions for industry, storage areas and retail applications
- Installation in emergency lighting systems according to IEC 61347-2-13, appendix J
- Suitable for installation in emergency lighting systems according to EN 60598-2-22
- Suitable for luminaires of protection class I

## Technical data

### Electrical data

Nominal input voltage	220...240 V
Mains frequency	0/50/60 Hz
Input voltage AC	198...264 V
Input voltage DC	176...276 V
Current set	NFC / LEDset
Power factor $\lambda$	0.69C...0.99
Efficiency in full-load	96 % <sup>1)</sup>
Device power loss	16 W
Inrush current	$\leq 6$ A
Max. ECG no. on circuit breaker 10 A (B)	7
Max. ECG no. on circuit breaker 10 A (C)	7
Max. ECG no. on circuit breaker 16 A (B)	11
Max. ECG no. on circuit breaker 16 A (C)	11
Max. ECG no. on circuit breaker 25 A (B)	17
Surge capability (L/N-Ground)	4 kV
Surge capability (L-N)	4 kV
Nominal output voltage	60...300 V
Nominal output current	250...1550 mA
Default output current	250 mA
Output ripple current (100 Hz)	$\leq 1$ %
Output PSTLM	$\leq 1$
Output SVM	$\leq 0.4$
Nominal output power	40...300 W <sup>2)</sup>
Maximum output power	300 W <sup>2)</sup>
Galvanic isolation	Non isolated
Total harmonic distortion	7 %

<sup>1)</sup> at 230 V, 50 Hz

<sup>2)</sup> 200W in DC supply mode

## Dimensions & weight



Mounting hole spacing, length	340.0 mm
Product weight	450.00 g
Cable cross-section, input side	0.5...1.5 mm <sup>2</sup>
Cable cross-section, output side	0.5...1.5 mm <sup>2</sup>
Wire preparation length, input side	8.5...9.5 mm
Wire preparation length, output side	8.5...9.5 mm
Length	360.0 mm
Width	46.0 mm
Height	28.0 mm

## Colors & materials

Casing material	Metal
-----------------	-------

## Temperatures & operating conditions

Ambient temperature range	-40...+65 °C
Maximum temperature at tc test point	85 °C
Max.housing temperature in case of fault	110 °C
Temperature range at storage	-40...+85 °C
Permitted rel. humidity during operation	5...85 % <sup>1)</sup>

<sup>1)</sup> Maximum 56 days/year at 85 %

## Lifespan

ECG lifetime	100000 h
--------------	----------

## Additional product data

Encapsulated	No
--------------	----

### Capabilities

Dimmable	No
Overheating protection	Yes
Overload protection	Yes
Short-circuit protection	Yes
No-load proof	Yes
Intended for no-load operation	No
Max. cable length to lamp/LED module	3.0 m <sup>1)</sup>
Suitable for fixtures with prot. class	I
Suitable for emergency lighting	Yes
Control interface	-
Detection angle (Light sensor)	-
Detection angle (PIR)	-
Number of channels	1

<sup>1)</sup> Output wires must be routed as close as possible to each other

### Programming

Box programming	Yes
Tuner4TRONIC	Yes
Tuner4TRONIC Field App	Yes
Programming device	FEIG

### Certificates & standards

Approval marks – approval	CE / VDE-ENEC / EAC / CCC / BIS / RCM
Standards	Acc. to IEC 61347-1/Acc. to IEC 61347-2-13/Acc. to IEC 62384/Acc. to IEC 62386/Acc. to IEC 61000-3-2/Acc. to IEC 61000-3-3/Acc. to IEC 61547
Type of protection	IP20

### Logistical data

Commodity code	850440839000
----------------	--------------






### Environmental information

Information according Art. 33 of EU Regulation (EC) 1907/2006 (REACH)	
Date of Declaration	26-05-2023
Primary Article Identifier	4062172186179
Candidate List Substance 1	Lead
CAS No. of substance 1	7439-92-1

## Product datasheet

<b>Safe Use Instruction</b>	The identification of the Candidate List substance is sufficient to allow safe use of the article.
<b>Declaration No. in SCIP database</b>	5eb2261f-bc3b-4e13-bfa0-573aa1f260d7

### Download Data

File	
	User instruction OPTOTRONIC LED Power Supply
	CAD data OT FIT 300 D NFC IND L IGS 301120
	CAD data OT FIT 300 D NFC IND L STEP 301120
	CAD Data 2-dim OT FIT 300 D NFC IND L CAD2PDF 301120
	CAD data 3-dim OT FIT 300 D NFC IND L CAD3PDF 301120

### Ecodesign regulation information:

Intended for use with LED modules.

The forward voltage of the LED light source shall be within the defined operating window of the control gear in all operating conditions including dimming if applicable.

Separate control gear and light sources must be disposed of at certified disposal companies in accordance with Directive 2012/19/EU (WEEE) in the EU and with Waste Electrical and Electronic Equipment (WEEE) Regulations 2013 in the UK. For this purpose, collection points for recycling centres and take-back systems (CRSO) are available from retailers or private disposal companies, which accept separate control gear and light sources free of charge. In this way, raw materials are conserved and materials are recycled.

### Logistical Data

Product code	Product description	Packaging unit (Pieces/Unit)	Dimensions (length x width x height)	Volume	Gross weight
4062172186179	OT FIT 300/220...240/1A6 D NFC IND L	Shipping carton box 10	385 mm x 152 mm x 107 mm	6.26 dm <sup>3</sup>	4655.00 g

The mentioned product code describes the smallest quantity unit which can be ordered. One shipping unit can contain one or more single products. When placing an order, for the quantity please enter single or multiples of a shipping unit.

## Product datasheet

---

### Disclaimer

Subject to change without notice. Errors and omission excepted. Always make sure to use the most recent release.