

OT FIT 100/220...240/700 D NFC IND L

OPTOTRONIC FIT D NFC IND L | Linear / Area Constant Current – Non dimmable



Product family features

- Line frequency: 0 Hz | 50 Hz | 60 Hz
- Versatile scope of application due to output power range of up to 300 W
- Supply voltage: 220...240 V
- Available with output current range: up to 1,600 mA
- Constant Lumen Output (CLO)
- Non-isolated drivers

Product family benefits

- Flexible and future-proof current setting via NFC and LT2
- Lifetime: up to 100,000 h (temperature at $T_c = 75^\circ\text{C}$, max. 10 % failure rate)
- Wide operating temperature range: $-40\dots+65^\circ\text{C}$
- High quality of light thanks to $<1\%$ output ripple current
- High surge protection: up to 4 kV (L-N) / 4 kV (L/N-PE)
- Very high efficiency (up to 96%)
- Integrated inrush current limiter
- Fulfill safety requirement due to overload, overtemperature, Hot Plug protection

Areas of application

- Linear lighting solutions for industry, storage areas and retail applications
- Installation in emergency lighting systems according to IEC 61347-2-13, appendix J
- Suitable for installation in emergency lighting systems according to EN 60598-2-22
- Suitable for luminaires of protection class I

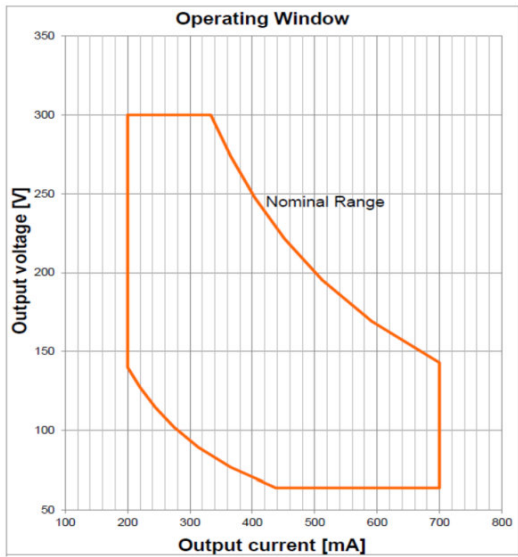
Technical data

Electrical data

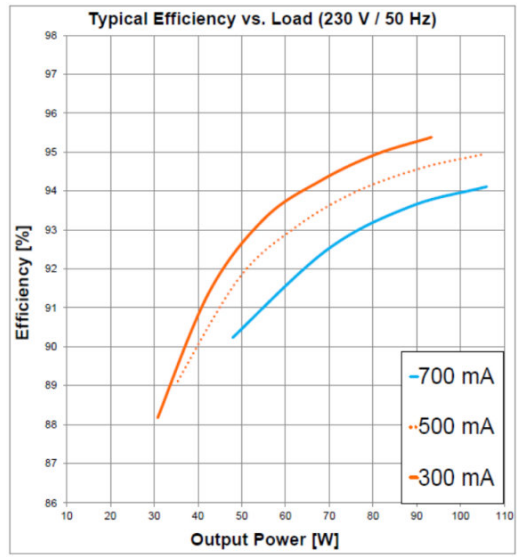
Nominal input voltage	220...240 V
Mains frequency	0/50/60 Hz
Input voltage AC	198...264 V
Input voltage DC	176...276 V
Current set	LEDset / NFC
Power factor λ	0.85C...0.99
Efficiency in full-load	95 % ¹⁾
Device power loss	9.0 W
Inrush current	4 A
Max. ECG no. on circuit breaker 10 A (B)	20
Max. ECG no. on circuit breaker 10 A (C)	-
Max. ECG no. on circuit breaker 16 A (B)	32
Max. ECG no. on circuit breaker 16 A (C)	-
Max. ECG no. on circuit breaker 25 A (B)	-
Surge capability (L/N-Ground)	4 kV
Surge capability (L-N)	4 kV
Nominal output voltage	64...300 V
Nominal output current	200...700 mA
Default output current	100 mA ²⁾
Output ripple current (100 Hz)	< 1 %
Output PSTLM	≤1
Output SVM	≤0.4
Nominal output power	28...100 W
Maximum output power	100 W
Galvanic isolation	Non isolated
U-OUT (working voltage)	< 340 V
Total harmonic distortion	7 %
Output current tolerance	±3 %
Output current LEDset open	100 mA
Output current LEDset shorted	200 mA

¹⁾ at 230 V, 50 Hz

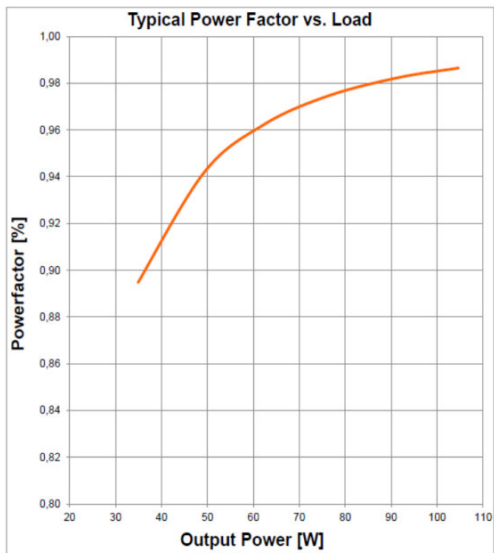
²⁾ LEDset deactivated



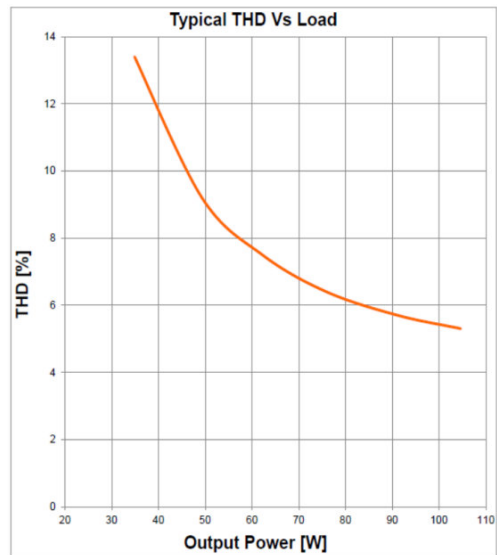
OT FIT 100220-240700 D NFC IND Operating Window



OT FIT 100220-240700 D NFC IND Typical Efficiency vs. Load (230 V 50 Hz)

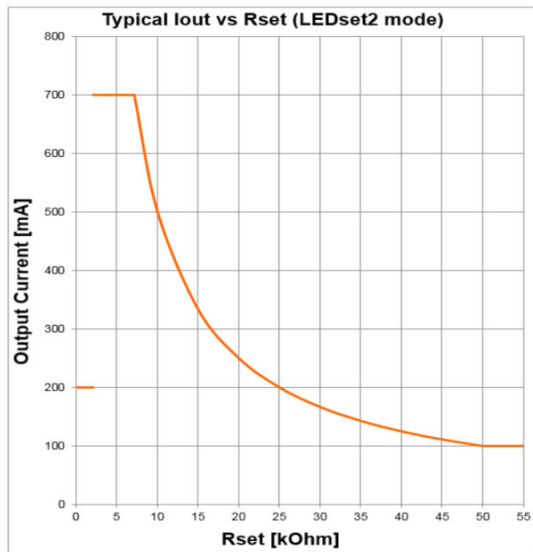


OT FIT 100220-240700 D NFC IND Typical Power Factor vs. Load



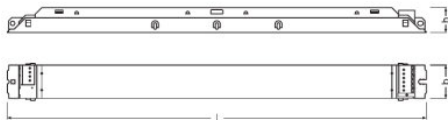
OT FIT 100220-240700 D NFC IND Typical THD Vs Load

Product datasheet



OT FIT 100220-240700 D NFC IND Typical Iout vs Rset (LEDset2 mode)

Dimensions & weight



Mounting hole spacing, length	350.0 mm
Product weight	260.00 g
Cable cross-section, input side	0.5...1.5 mm ²
Cable cross-section, output side	0.5...1.5 mm ²
Wire preparation length, input side	8.0...9.0 mm
Wire preparation length, output side	8.0...9.0 mm
Length	360.0 mm
Width	30.0 mm
Height	21.0 mm

Colors & materials

Casing material	Metal
-----------------	-------

Temperatures & operating conditions

Ambient temperature range	-40...+70 °C
Maximum temperature at tc test point	85 °C
Max.housing temperature in case of fault	110 °C
Temperature range at storage	-40...+85 °C
Permitted rel. humidity during operation	5...85 % ¹⁾

¹⁾ Maximum 56 days/year at 85 %

Lifespan

ECG lifetime	50000 / 100000 h ¹⁾
--------------	--------------------------------

¹⁾ At maximum $T_c = 85^\circ\text{C}$ / 10% failure rate / At $T_{\text{case}} = 75^\circ\text{C}$ at T_c point / 10% failure rate

Additional product data

Encapsulated	No
--------------	----

Capabilities

Dimmable	No
Overheating protection	Automatic reversible
Overload protection	Automatic reversible
Short-circuit protection	Automatic reversible
No-load proof	Yes
Intended for no-load operation	No
Max. cable length to lamp/LED module	5.0 m ¹⁾
Suitable for fixtures with prot. class	I
Suitable for emergency lighting	Yes
Constant lumen function	Programmable
Number of channels	1

¹⁾ Output wires must be routed as close as possible to each other

Programming

Box programming	Yes
Tuner4TRONIC	Yes
Tuner4TRONIC Field App	Yes
Programming device	NFC / LEDset

Certificates & standards

Product datasheet

Approval marks – approval	CE / EL / VDE-ENEC / EAC / CCC / BIS / RCM
Standards	Acc. to EN 61347-1/Acc. to EN 61347-2-13/Acc. to EN 62384/Acc. to EN 61000-3-2/Acc. to EN 61000-3-3/Acc. to EN 61547
Type of protection	IP20











Logistical data

Commodity code	85044083900
----------------	-------------

Environmental information

Information according Art. 33 of EU Regulation (EC) 1907/2006 (REACH)	
Date of Declaration	25-04-2023
Primary Article Identifier	4052899990128
Candidate List Substance 1	Lead
CAS No. of substance 1	7439-92-1
Safe Use Instruction	The identification of the Candidate List substance is sufficient to allow safe use of the article.
Declaration No. in SCIP database	1dc0af62-66c6-43f1-b740-26a0bc71dcab

Download Data

File
 User instruction OPTOTRONIC LED Power Supply
 Certificates OT EMC 40050085 200220
 Certificates OT ENEC 40038085 010322
 Certificates OT EMC 40044675 031022
 Declarations of conformity OT FIT D NFC IND L UK DoC 4281285 220322
 Declarations of conformity OT FIT D NFC IND L CE 3695761 230322
 Declarations of conformity INOTEC-Conformity declaration AM16013 OT FIT 100 220-24 700 D NFC IND L (EN)
 Declarations of conformity EATON(CEAG) Conformity declaration AM16013 OT FIT 100 220-240 700 D NFC IND L (EN)
 CAD data OT FIT D NFC IND L IGS 281119
 CAD data OT FIT D NFC IND L STEP 281119

Product datasheet



CAD Data 2-dim
OT FIT D NFC IND L CAD2PDF 281119



CAD data 3-dim
OT FIT D NFC IND L CAD3PDF 281119

Ecodesign regulation information:

Intended for use with LED modules.

The forward voltage of the LED light source shall be within the defined operating window of the control gear in all operating conditions including dimming if applicable.

Separate control gear and light sources must be disposed of at certified disposal companies in accordance with Directive 2012/19/EU (WEEE) in the EU and with Waste Electrical and Electronic Equipment (WEEE) Regulations 2013 in the UK. For this purpose, collection points for recycling centres and take-back systems (CRSO) are available from retailers or private disposal companies, which accept separate control gear and light sources free of charge. In this way, raw materials are conserved and materials are recycled.

Logistical Data

Product code	Product description	Packaging unit (Pieces/Unit)	Dimensions (length x width x height)	Volume	Gross weight
4052899990128	OT FIT 100/220...240/700 D NFC IND L	Shipping carton box 20	385 mm x 160 mm x 100 mm	6.16 dm ³	5371.00 g

The mentioned product code describes the smallest quantity unit which can be ordered. One shipping unit can contain one or more single products. When placing an order, for the quantity please enter single or multiples of a shipping unit.

Disclaimer

Subject to change without notice. Errors and omission excepted. Always make sure to use the most recent release.