

OT 200/220...240/1A4 1DIMA P7

OPTOTRONIC - 1DIM NFC IP67 | AstroDIM – constant current LED drivers



Product family features

- Supply voltage: 220...240 V
- Available with output current range: up to 1,400 mA
- AstroDIM for autonomous dimming with five independent levels (astro, time mode)
- Constant Lumen Output (CLO)
- IP rating: IP67 with independent installation
- Overtemperature protection

Product family benefits

- Easy and fast wireless luminaire programming
- Very high efficiency
- High surge protection: up to 6 kV
- Great flexibility due to wide operating temperature range of -40...55 °C
- Optimized for AstroDIM operation

Areas of application

- Street and urban lighting
- Industry

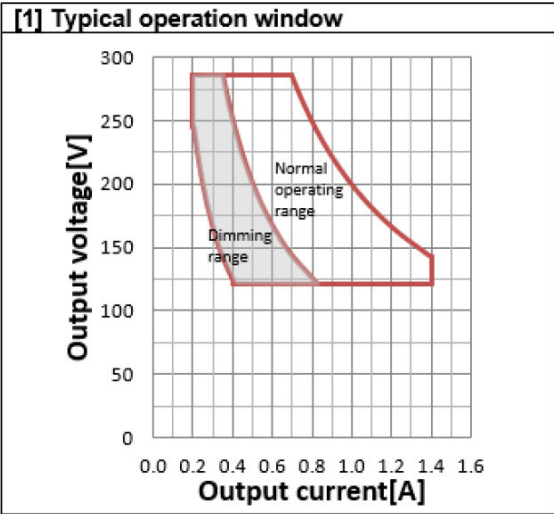
Technical data

Electrical data

Nominal voltage	220...240 V
Input voltage AC	198...264 V
Nominal current	095 A
Mains frequency	50...60 Hz
Power factor λ	093C098
Total harmonic distortion	< 10 %
Device power loss	15.0 W
Inrush current	119 A ¹⁾
Max. ECG no. on circuit breaker 10 A (B)	2
Max. ECG no. on circuit breaker 16 A (B)	4
Max. ECG no. on circuit breaker 25 A (B)	6
Surge capability (L/N-Ground)	10 kV
Surge capability (L-N)	6 kV
Nominal output power	200 W
Maximum output power	200 W
Efficiency in full-load	92 % ²⁾
Nominal output current	700...1400 mA
Output current tolerance	±5 %
Output ripple current (100 Hz)	< 5 %
Minimum output current	400 mA
Galvanic isolation	basic
Nominal output voltage	143...286 V
Max. no. of ECGs on 16A MCB with EBN-OS	8

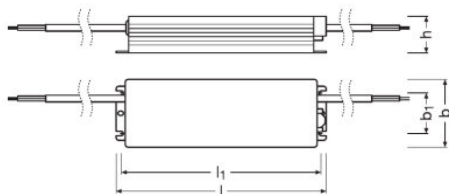
¹⁾ $t_{width} = 262 \mu s$ (measured at 50 % I_{peak})

²⁾ at 230 V, 50 Hz



OT 200220-2401DIMA 1A4 P7 Operating Window

Dimensions & weight



Length	2276 mm
Width	685 mm
Height	386 mm
Mounting hole spacing, length	214.8 mm
Mounting hole spacing, width	42.9 mm
Product weight	102200 g
Cable cross-section, input side	1.0 mm ²
Cable cross-section, output side	1.0 mm ²

Product datasheet

Wire preparation length, input side	10 mm
-------------------------------------	-------

Temperatures & operating conditions

Ambient temperature range	-40...+55 °C
Temperature range at storage	-25...85 °C
Maximum temperature at tc test point	90 °C
Max.housing temperature in case of fault	110 °C
Permitted rel. humidity during operation	5...85 % ¹⁾

¹⁾ Maximum 56 days/year at 85 %

Lifespan

ECG lifetime	50000 / 100000 h ¹⁾
--------------	--------------------------------

¹⁾ At maximum T_C = 85°C / 10% failure rate / At T_C = 75°C / 10% failure rate

Capabilities

Dimmable	Yes
Dimming interface	AstroDIM
Dimming range	25...100 %
Suitable for fixtures with prot. class	I
Constant lumen function	Yes
Short-circuit protection	Yes
No-load proof	Yes
Intended for no-load operation	No
Max. cable length to lamp/LED module	2.0 m ¹⁾
Number of channels	1

¹⁾ Output wires must be routed as close as possible to each other

Programming

Programming device	NFC
--------------------	-----

Certificates & standards

Type of protection	IP67
Standards	Acc. to EN 60598-1/Acc. to EN 61347-1/Acc. to EN 61547
Approval marks – approval	CCC / CE / ENEC

Logistical data





Commodity code	85044083900
----------------	-------------

Environmental information

Product datasheet

Information according Art. 33 of EU Regulation (EC) 1907/2006 (REACH)	
Date of Declaration	29-03-2024
Primary Article Identifier	4052899495074 4062172040587 4050732430947 8010703806054
Candidate List Substance 1	Lead
CAS No. of substance 1	7439-92-1
Safe Use Instruction	The identification of the Candidate List substance is sufficient to allow safe use of the article.
Declaration No. in SCIP database	5f209df0-92ca-4c95-a46d-ba0e8c77100e bfd80200-a6a9-4829-b18b-b9f4916ae88e

Download Data

File	
	User instruction OPTOTRONIC 1DIMA P7
	Brochures 4 DIM NFC G3 CE LED drivers and T4T C (EN)
	Declarations of conformity OT 1DIMA P7 WP CE 3612841 251023
	CAD data OT 200 P7 STEP 300323

Ecodesign regulation information:

Intended for use with LED modules.
The forward voltage of the LED light source shall be within the defined operating window of the control gear in all operating conditions including dimming if applicable.

Separate control gear and light sources must be disposed of at certified disposal companies in accordance with Directive 2012/19/EU (WEEE) in the EU and with Waste Electrical and Electronic Equipment (WEEE) Regulations 2013 in the UK. For this purpose, collection points for recycling centres and take-back systems (CRSO) are available from retailers or private disposal companies, which accept separate control gear and light sources free of charge. In this way, raw materials are conserved and materials are recycled.

Logistical Data

Product code	Product description	Packaging unit (Pieces/Unit)	Dimensions (length x width x height)	Volume	Gross weight
4052899495074	OT 200/220...240/1A4 1DIMA P7	Shipping carton box 10	469 mm x 304 mm x 128 mm	18.25 dm ³	11197.00 g

Product datasheet

Logistical Data

The mentioned product code describes the smallest quantity unit which can be ordered. One shipping unit can contain one or more single products. When placing an order, for the quantity please enter single or multiples of a shipping unit.

Disclaimer

Subject to change without notice. Errors and omission excepted. Always make sure to use the most recent release.