


## OT FIT 8/220...240/180 CS S MINI

OPTOTRONIC FIT CS MINI | Compact Constant Current LED Drivers – Non dimmable



### Areas of application

- Extra small design for downlights, spotlights and other indoor luminaires
- Suitable for luminaires of protection classes I and II
- Suitable for indoor SELV installations

### Product family benefits

- Small housing for flexible luminaire designs
- Higher quality of light thanks to < 3% output ripple current
- Operating temperature: up to 60 °C
- User flexibility with four different output currents from one driver
- Flexible current selection via DIP switch
- Reversible overtemperature, overload, short-circuit and open-circuit protection
- High efficiency (up to 90%)



## Product datasheet

---

### Product family features

- Supply voltage: 220...240 V
- Line frequency: 50 Hz | 60 Hz
- Line voltage: 198...264 V
- According to EN 61347-1, 61347-2-13, 62384
- RI suppression according to CISPR 15
- Line harmonics according to IEC 61000-3-2
- Immunity according to IEC 61547

## Technical data

### Electrical data

Nominal input voltage	220...240 V
Mains frequency	50/60 Hz
Input voltage AC	198...264 V <sup>1)</sup>
Total harmonic distortion	< 15 % <sup>2)</sup>
Power factor $\lambda$	0.95 <sup>3)</sup>
ECG efficiency	86 % <sup>4)</sup>
Device power loss	1.2 W <sup>5)</sup>
Protective conductor current	<0.7 mA
Inrush current	< 16 A
Max. ECG no. on circuit breaker 10 A (B)	36
Max. ECG no. on circuit breaker 10 A (C)	62
Max. ECG no. on circuit breaker 16 A (B)	60
Max. ECG no. on circuit breaker 16 A (C)	100
Surge capability (L/N-Ground)	2 kV
Surge capability (L-N)	1 kV
Nominal output voltage	30...42 V
U-OUT (working voltage)	60 V
Nominal output current	90/120/150/180 mA <sup>6)</sup>
Output current tolerance	$\pm 7.5$ % <sup>7)</sup>
Output ripple current (100 Hz)	< 3 %
Output PSTLM	$\leq 1$
Output SVM	$\leq 0.4$
Nominal output power	2.7...7.6 W
Galvanic isolation	SELV
Current set	DipSwitch

<sup>1)</sup> Safety voltage range

<sup>2)</sup> At full load, 230 V, 50 Hz / see graphs

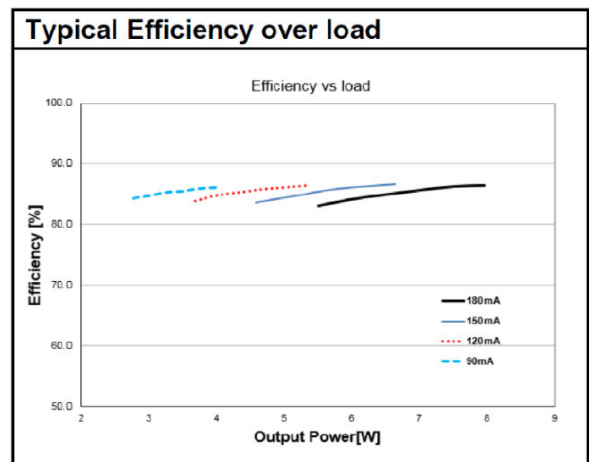
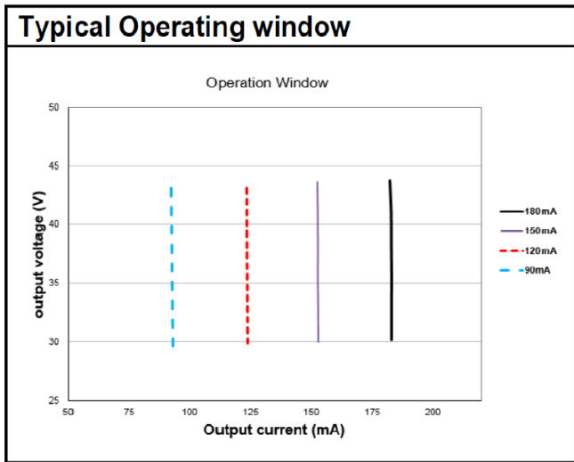
<sup>3)</sup> Full load at 230 V/50 Hz

<sup>4)</sup> At full load and 230 V / At 50 Hz

<sup>5)</sup> At 230 V, Input power 8.8 W max.

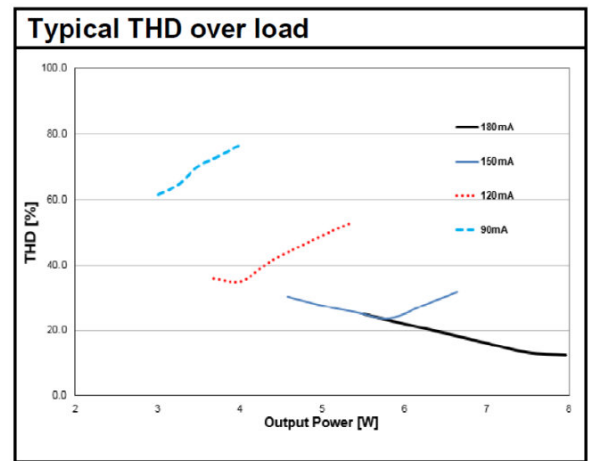
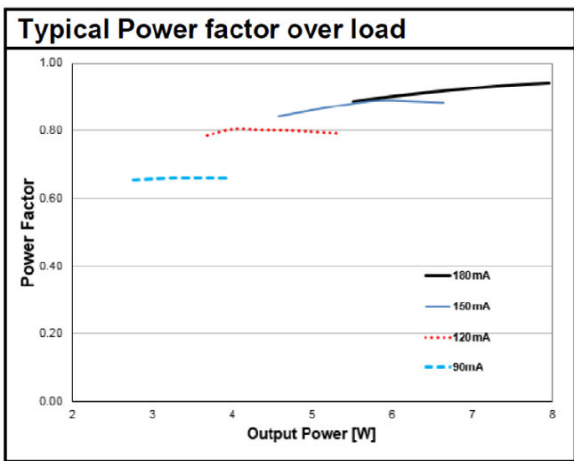
<sup>6)</sup>  $\pm 7.5$  %

<sup>7)</sup>  $I_{out} = 90\text{mA} < \pm 10$  %



Operating Window

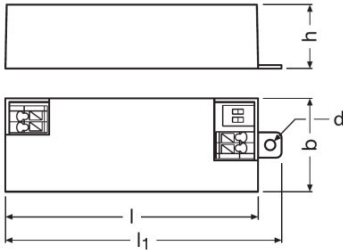
Typical Efficiency v Load 230 V 50 Hz



Typical Power Factor v Load

Typical THD v Load

## Dimensions & weight



<b>Product weight</b>	40.00 g
<b>Cable cross-section, input side</b>	0.5...1.5 / 0.75...1.5 mm <sup>2</sup> <sup>1)</sup>
<b>Cable cross-section, output side</b>	0.5...1.5 / 0.75...1.5 mm <sup>2</sup> <sup>1)</sup>
<b>Wire preparation length, input side</b>	7...8 mm
<b>Wire preparation length, output side</b>	7...8 mm
<b>Length</b>	87.0 mm
<b>Width</b>	30.0 mm
<b>Height</b>	20.0 mm

<sup>1)</sup> Solid/ Flexible Leads

## Colors & materials

<b>Casing material</b>	Plastic
------------------------	---------

## Temperatures & operating conditions

<b>Ambient temperature range</b>	-20...+55 °C
<b>Maximum temperature at tc test point</b>	75 °C <sup>1)</sup>
<b>Max.housing temperature in case of fault</b>	110 °C
<b>Temperature range at storage</b>	-20...80 °C
<b>Permitted rel. humidity during operation</b>	5...85 % <sup>2)</sup>

<sup>1)</sup> Measured on tc point indicated on the product label.

<sup>2)</sup> Non-condensing

## Lifespan

<b>ECG lifetime</b>	50000 h <sup>1)</sup>
---------------------	-----------------------

<sup>1)</sup> At maximum  $T_c = 75^\circ\text{C}$  / 10% failure rate

## Additional product data

<b>Encapsulated</b>	No
---------------------	----

## Product datasheet

### Capabilities

Dimmable	No
Overheating protection	Automatic reversible
Overload protection	Automatic reversible
Short-circuit protection	Automatic reversible
No-load proof	Yes
Max. cable length to lamp/LED module	2.0 m
Suitable for fixtures with prot. class	I / II
Type of connection, input side	Push terminal
Type of connection, output side	Push terminal
Number of channels	1

### Programming

Tuner4TRONIC	No
Tuner4TRONIC Field App	No
Programming device	DIPswitch





### Certificates & standards

Approval marks – approval	ENEC 05 / CCC / CE / RCM
Standards	Acc. to IEC 61347-1/Acc. to IEC 61347-2-13/Acc. to IEC 62384/Acc. to IEC 61000-3-2/Acc. to IEC 61000-3-3/Acc. to IEC 61547
Type of protection	IP20

### Logistical data

Commodity code	850440829000
----------------	--------------

### Download Data

File	
	User instruction OPTOTRONIC LED Power Supply
	Declarations of conformity OT FIT CS MINI CE 3669357 211119
	CAD data STEP file OT FIT Mini 8W
	CAD data PDF 3D CAD drawing OT FIT MINI 8W

### Logistical Data

## Product datasheet

Product code	Product description	Packaging unit (Pieces/Unit)	Dimensions (length x width x height)	Volume	Gross weight
4052899587922	OT FIT 8/220...240/180 CS S MINI	Shipping carton box 20	186 mm x 162 mm x 60 mm	1.81 dm <sup>3</sup>	947.00 g

The mentioned product code describes the smallest quantity unit which can be ordered. One shipping unit can contain one or more single products. When placing an order, for the quantity please enter single or multiples of a shipping unit.

---

### Disclaimer

Subject to change without notice. Errors and omission excepted. Always make sure to use the most recent release.