

## OT FIT 20/220-240/500 CS T-G

OPTOTRONIC FIT CS Track | Constant Current Compact – Non dimmable



### Areas of application

- Track lights
- Shops and hospitality: retail, hotels, restaurants

### Product family benefits

- High quality of light thanks to low output ripple current
- High flexibility due to four different output currents per type
- Short housing for minimum distance between spotlights
- SELV system

### Product family features

- Supply voltage: 220...240 V
- Line frequency: 50 Hz | 60 Hz
- Line voltage: 198...264 V
- Lifetime: up to 50,000 h (temperature at  $T_c = 75\text{ }^\circ\text{C}$ , max. 10 % failure rate)



## Technical data

### Electrical data

Nominal input voltage	220...240 V
Mains frequency	50/60 Hz
Input voltage AC	198...264 V
Total harmonic distortion	< 10 % <sup>1)</sup>
Power factor $\lambda$	0.98 <sup>2)</sup>
ECG efficiency	85 % <sup>3)</sup>
Device power loss	4.0 W <sup>4)</sup>
Protective conductor current	<0.7 mA
Inrush current	< 16 A <sup>5)</sup>
Max. ECG no. on circuit breaker 10 A (B)	30
Max. ECG no. on circuit breaker 16 A (B)	50
Surge capability (L/N-Ground)	2 kV
Surge capability (L-N)	1 kV
Nominal output voltage	25...42 V
U-OUT (working voltage)	60 V
Nominal output current	250 / 350 / 450 / 500 mA
Output current tolerance	$\pm 7.5$ %
Output ripple current (100 Hz)	< 5 %
Output PSTLM	$\leq 1$
Output SVM	$\leq 0.4$
Nominal output power	6.25-21 W
Galvanic isolation	SELV
Current set	DipSwitch

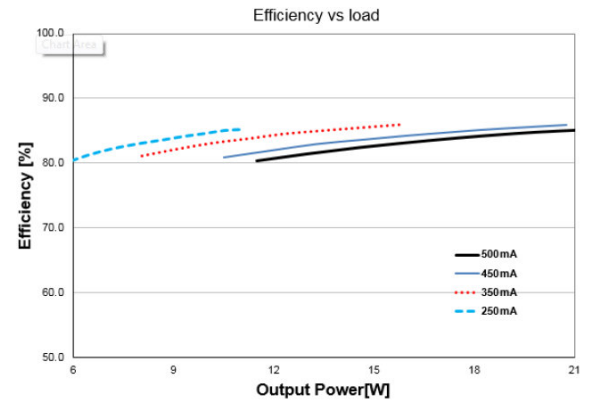
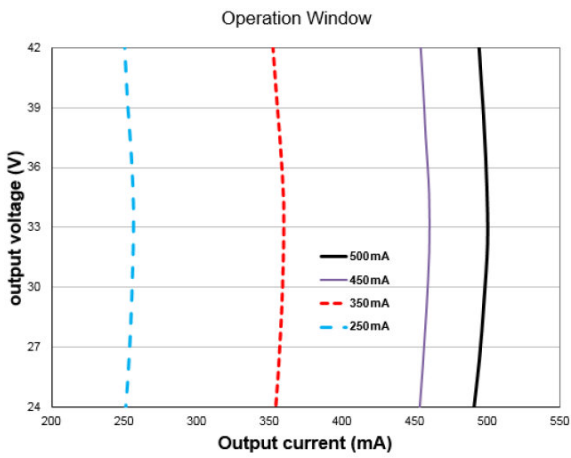
<sup>1)</sup> At full load, 230 V

<sup>2)</sup> Full load at 230 V/50 Hz

<sup>3)</sup> At full load and 230 V

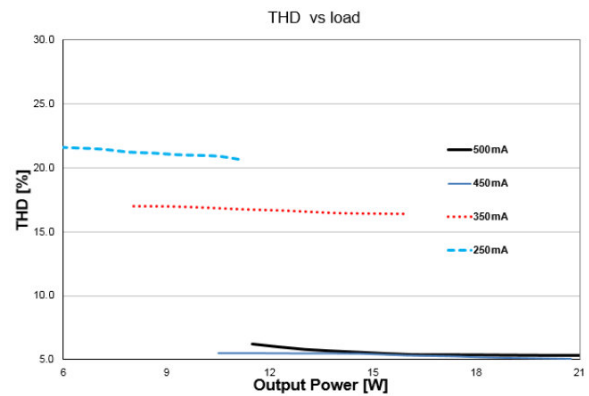
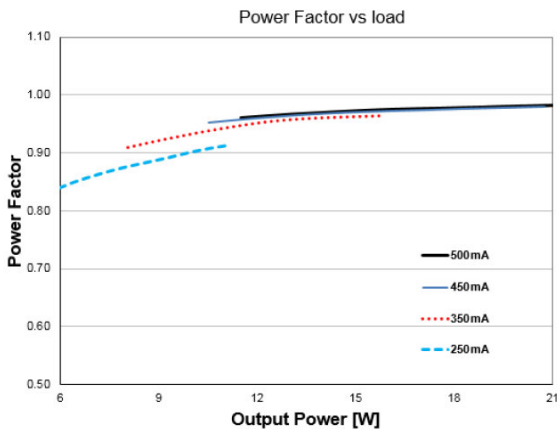
<sup>4)</sup> At 230 V, Input power 24.7 W max.

<sup>5)</sup>  $t_{width} = 200 \mu s$  (measured at 50 %  $I_{peak}$ )



Operating Window

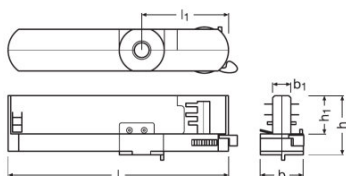
Typical Efficiency v Load 230 V 50 Hz



Typical Power Factor v Load

Typical THD v Load

## Dimensions & weight



<b>Product weight</b>	44.80 g
<b>Cable cross-section, output side</b>	0.2...0.75 mm <sup>2</sup>
<b>Wire preparation length, output side</b>	7...8 mm
<b>Length</b>	162.0 mm
<b>Width</b>	32.0 mm
<b>Height</b>	41 mm

## Colors & materials

<b>Casing material</b>	Plastic
<b>Product color</b>	GREY RAL 7040

## Temperatures & operating conditions

<b>Ambient temperature range</b>	-20...+35 °C
<b>Maximum temperature at tc test point</b>	75 °C
<b>Max.housing temperature in case of fault</b>	110 °C
<b>Temperature range at storage</b>	-20...80 °C
<b>Permitted rel. humidity during operation</b>	5...85 % <sup>1)</sup>

<sup>1)</sup> Non-condensing

## Lifespan

<b>ECG lifetime</b>	50000 h <sup>1)</sup>
---------------------	-----------------------

<sup>1)</sup> At maximum T<sub>c</sub> = 75°C / 10% failure rate

## Additional product data

<b>Encapsulated</b>	No
<b>Compatible track systems</b>	Nuco / Ivela / EUTRAC / GLOBAL / STAFF / NORLUX <sup>1)</sup>

<sup>1)</sup> The compatibility may become invalid when the critical track dimension is modified by the brand owner in case of engineering change or optimization in the future

## Product datasheet

### Capabilities

Dimmable	No
Overheating protection	Automatic reversible
Overload protection	Yes
Short-circuit protection	Yes
No-load proof	Yes
Max. cable length to lamp/LED module	2.0 m
Suitable for fixtures with prot. class	II
Type of connection, input side	-
Type of connection, output side	Push terminal
Number of channels	1

### Programming

Tuner4TRONIC	No
Tuner4TRONIC Field App	No
Programming device	DIPswitch

### Certificates & standards




Approval marks – approval	CE / CCC / ENEC / EAC <sup>1)</sup>
Standards	Acc. to IEC 61347-1/Acc. to IEC 61347-2-13/Acc. to IEC 62384/Acc. to CISPR 15/Acc. to IEC 61000-3-2/Acc. to IEC 61000-3-3/Acc. to IEC 61547
Type of protection	IP20

<sup>1)</sup> In preparation

### Logistical data

Commodity code	850440829000
----------------	--------------

### Download Data

File	
	User instruction OPTOTRONIC LED Power Supply
	Product Datasheet OT FIT 20 CS T DS 210720
	Declarations of conformity OT FIT CS T CE 4177698 140120

### Logistical Data

## Product datasheet

Product code	Product description	Packaging unit (Pieces/Unit)	Dimensions (length x width x height)	Volume	Gross weight
4062172131773	OT FIT 20/220-240/500 CS T-G	Shipping carton box 20	425 mm x 241 mm x 141 mm	14.44 dm <sup>3</sup>	2547.00 g

The mentioned product code describes the smallest quantity unit which can be ordered. One shipping unit can contain one or more single products. When placing an order, for the quantity please enter single or multiples of a shipping unit.

---

### Disclaimer

Subject to change without notice. Errors and omission excepted. Always make sure to use the most recent release.