

OT FIT 40/220-240/1A0 CS T-W

OPTOTRONIC FIT CS Track | Compact constant current LED driver – Non dimmable



Product family features

- Supply voltage: 220...240 V
- Line frequency: 50 Hz | 60 Hz
- Line voltage: 198...264 V
- Lifetime: up to 50,000 h (temperature at $T_c = 75\text{ }^\circ\text{C}$, max. 10 % failure rate)

Product family benefits

- High quality of light thanks to low output ripple current
- High flexibility due to four different output currents per type
- Short housing for minimum distance between spotlights
- SELV system

Areas of application

- Track lights
- Shops and hospitality: retail, hotels, restaurants

Technical data

Electrical data

| | |
|--|---------------------------|
| Nominal input voltage | 220...240 V |
| Mains frequency | 50/60 Hz |
| Input voltage AC | 198...264 V |
| Total harmonic distortion | < 10 % ¹⁾ |
| Power factor λ | 0.98 ²⁾ |
| Efficiency in full-load | 88.5 % ³⁾ |
| Device power loss | 5.5 W ⁴⁾ |
| Protective conductor current | <0.7 mA |
| Inrush current | ≤ 20 A ⁵⁾ |
| Max. ECG no. on circuit breaker 10 A (B) | 15 |
| Max. ECG no. on circuit breaker 16 A (B) | 25 |
| Surge capability (L/N-Ground) | 2 kV |
| Surge capability (L-N) | 1 kV |
| Nominal output voltage | 27...42 V |
| U-OUT (working voltage) | 60 V |
| Nominal output current | 850 / 900 / 950 / 1050 mA |
| Output current tolerance | ± 7.5 % |
| Default output current | 1050 mA |
| Output ripple current (100 Hz) | < 5 % ⁶⁾ |
| Output PSTLM | ≤ 1 |
| Output SVM | ≤ 0.4 |
| Nominal output power | 23...44.1 W |
| Maximum output power | 44.1 W |
| Galvanic isolation primary/secondary | SELV |
| Current set | DipSwitch |

¹⁾ Full load, 230V, 50 Hz

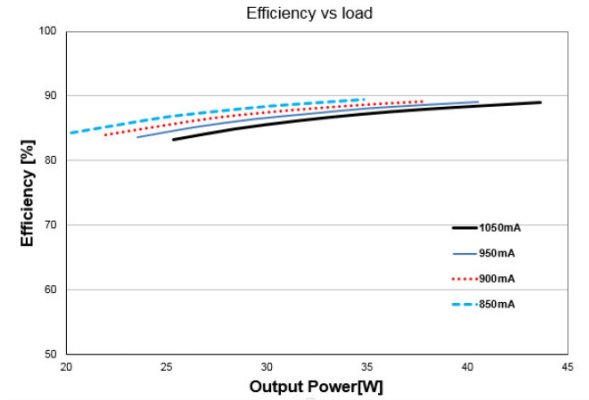
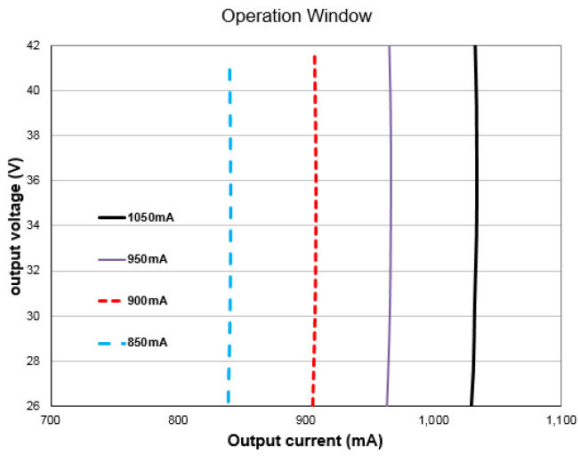
²⁾ Full load at 230 V/50 Hz

³⁾ at 230 V, 50 Hz

⁴⁾ At 230 V, Input power 49.6 W max.

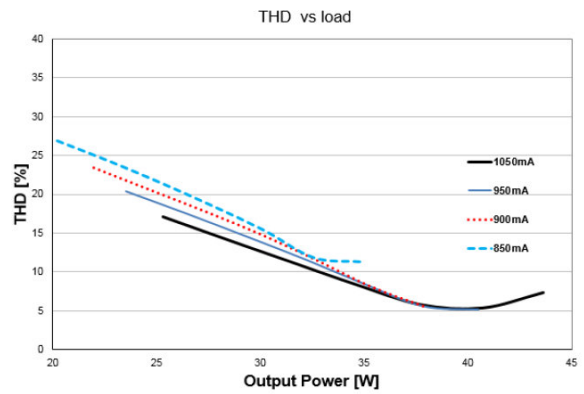
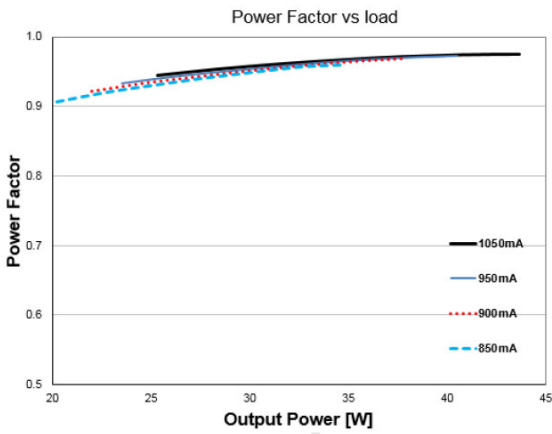
⁵⁾ $t_{width} = 200 \mu s$ (measured at 50 % I_{peak})

⁶⁾ Ripple / average @ 100 Hz



OT FIT 40 CS T Operating Window

OT FIT 40 CS T Typical Efficiency vs. Load (230 V 50 Hz)

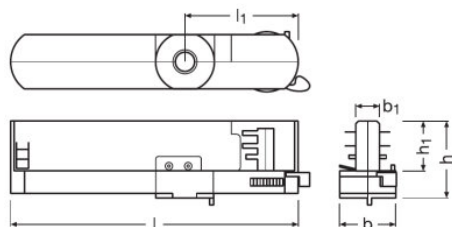


OT FIT 40 CS T Typical Power Factor vs. Load

OT FIT 40 CS T Typical THD Vs Load

Product datasheet

Dimensions & weight



| | |
|--------------------------------------|----------------------------|
| Product weight | 63.60 g |
| Cable cross-section, output side | 0.2...0.75 mm ² |
| Wire preparation length, output side | 7...8 mm |
| Length | 162.0 mm |
| Width | 32.0 mm |
| Height | 41 mm |

Colors & materials

| | |
|-----------------|----------------|
| Casing material | Plastic |
| Product color | WHITE RAL 9010 |

Temperatures & operating conditions

| | |
|--|---------------------------|
| Ambient temperature range | -20...+35 °C |
| Maximum temperature at tc test point | 75 °C ¹⁾ |
| Max.housing temperature in case of fault | 110 °C |
| Temperature range at storage | -20...80 °C ²⁾ |
| Permitted rel. humidity during operation | 5...85 % ³⁾ |

¹⁾ Measured on tc point indicated of the product label.

²⁾ Cool down before operating

³⁾ Non-condensing

Lifespan

| | |
|--------------|-----------------------|
| ECG lifetime | 50000 h ¹⁾ |
|--------------|-----------------------|

¹⁾ At maximum $T_c = 75^\circ\text{C}$ / 10% failure rate

Additional product data

| | |
|--------------------------|---|
| Compatible track systems | Nuco / Ivela / EUTRAC / GLOBAL / STAFF / NORLUX ¹⁾ |
|--------------------------|---|

Product datasheet

¹⁾ The compatibility may become invalid when the critical track dimension is modified by the brand owner in case of engineering change or optimization in the future

Capabilities

| | |
|--|----------------------|
| Dimmable | No |
| Overheating protection | Automatic reversible |
| Overload protection | Yes |
| Short-circuit protection | Yes |
| No-load proof | Yes |
| Intended for no-load operation | No |
| Max. cable length to lamp/LED module | 2.0 m ¹⁾ |
| Suitable for fixtures with prot. class | II |
| Type of connection, input side | - |
| Type of connection, output side | Push terminal |
| Number of channels | 1 |

¹⁾ Output wires must be routed as close as possible to each other

Programming

| | |
|--------------------|-----------|
| Programming device | DIPswitch |
|--------------------|-----------|

Certificates & standards

| | |
|---------------------------|---|
| Approval marks – approval | CE / ENEC / EAC / CQC / RCM ¹⁾ |
| Standards | Acc. to IEC 61347-1/Acc. to IEC 61347-2-13/Acc. to IEC 62384/Acc. to CISPR 15/Acc. to IEC 61000-3-2/Acc. to IEC 61000-3-3/Acc. to IEC 61547 |
| Type of protection | IP20 |
| Protection class | II |

¹⁾ In preparation

Logistical data

| | |
|----------------|--------------|
| Commodity code | 850440839000 |
|----------------|--------------|

Environmental information





| Information according Art. 33 of EU Regulation (EC) 1907/2006 (REACH) | |
|---|--|
| Date of Declaration | 14-11-2022 |
| Primary Article Identifier | 4062172131834 |
| Candidate List Substance 1 | Lead |
| CAS No. of substance 1 | 7439-92-1 |
| Safe Use Instruction | The identification of the Candidate List substance is sufficient to allow safe use of the article. |

Product datasheet

Declaration No. in SCIP database

6a222a64-be74-4b17-9f8b-c5526fc823b9

Download Data

| File | |
|---|---|
|  | User instruction OPTOTRONIC LED Power Supply |
|  | Declarations of conformity OT FIT CS T CE 4177698 220322 |
|  | Declarations of conformity OT FIT CS T UK DoC 4281105 220322 |
|  | CAD data OT FIT 20 30 40 CS T STEP 210521 |

Ecodesign regulation information:

Intended for use with LED modules.

The forward voltage of the LED light source shall be within the defined operating window of the control gear in all operating conditions including dimming if applicable.

Separate control gear and light sources must be disposed of at certified disposal companies in accordance with Directive 2012/19/EU (WEEE) in the EU and with Waste Electrical and Electronic Equipment (WEEE) Regulations 2013 in the UK. For this purpose, collection points for recycling centres and take-back systems (CRSO) are available from retailers or private disposal companies, which accept separate control gear and light sources free of charge. In this way, raw materials are conserved and materials are recycled.

Logistical Data

| Product code | Product description | Packaging unit (Pieces/Unit) | Dimensions (length x width x height) | Volume | Gross weight |
|---------------|---------------------------------|------------------------------|--------------------------------------|-----------------------|--------------|
| 4062172131834 | OT FIT 40/220-240/1A0 CS T-W | Shipping carton box 20 | 425 mm x 241 mm x 141 mm | 14.44 dm ³ | 2947.00 g |

The mentioned product code describes the smallest quantity unit which can be ordered. One shipping unit can contain one or more single products. When placing an order, for the quantity please enter single or multiples of a shipping unit.

Accessories Optional

| Product description | Accessory name | Accessory code |
|------------------------------|----------------|-----------------|
| OT FIT 40/220-240/1A0 CS T-W | Track Joint | ▶ 4062172228183 |
| OT FIT 40/220-240/1A0 CS T-W | WHITE RING | ▶ 4062172138550 |

Product datasheet

Disclaimer

Subject to change without notice. Errors and omission excepted. Always make sure to use the most recent release.