

## OTi DALI 25/220...240/300 D NFC FL

OPTOTRONIC Intelligent Flat – DALI (non-isolated) | Linear constant current LED driver – Dimmable



### Product family features

- Line frequency: 0 Hz | 50 Hz | 60 Hz
- Versatile DALI window driver up to 75 W due to flexible output characteristic
- Supply voltage: 220...240 V
- Available with output current range: up to 500 mA
- DALI-2 certified (Part -101,-102 and -207)
- Monitoring of luminaire operating parameters
- Constant Lumen Output (CLO)
- Non-isolated drivers

### Product family benefits

- Flat housing (16 mm height) for innovative luminaire designs and applications
- Fully programmable via software (DALI Interface, NFC)
- Advanced luminaire/driver data (power, energy, operating hours...) for analytics
- Prepared for DiiA Specification Parts -251, -252 and -253
- Lifetime: up to 100,000 h (temperature at  $T_C = 65\text{ }^\circ\text{C}$ , max. 10 % failure rate)
- High-quality dimming of 1...100 % (amplitude and/or PWM selectable by software)
- Higher quality of light thanks to < 1% output ripple current
- Very high efficiency
- Fulfill safety requirement due to overload, overtemperature, Hot Plug protection

### Areas of application

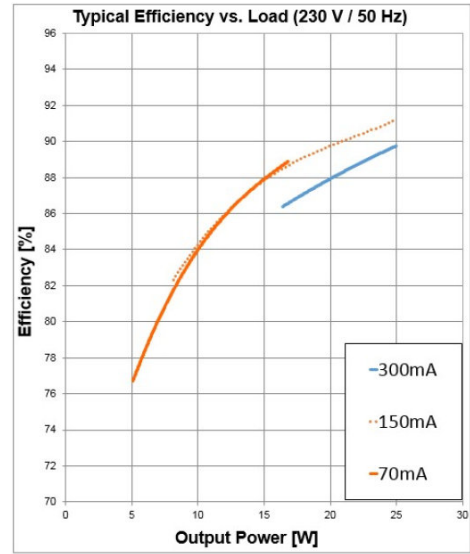
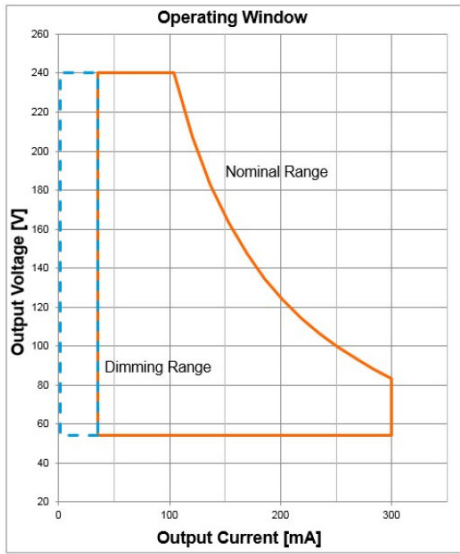
- Linear lighting for office, education, industry, storage areas and retail
- Installation in emergency lighting systems according to IEC 61347-2-13, appendix J
- Suitable for luminaires of protection class I

## Technical data

### Electrical data

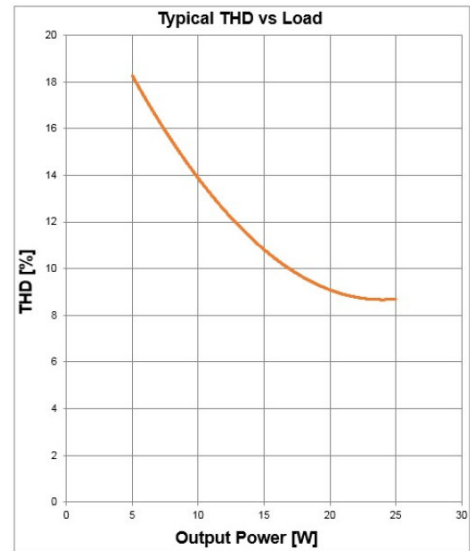
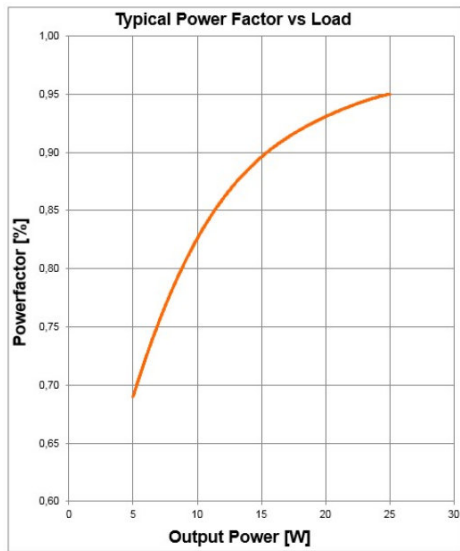
Nominal input voltage	220...240 V
Mains frequency	0/50/60 Hz
Input voltage AC	198...264 V
Input voltage DC	176...276 V
Current set	DALI / NFC / Programmable
Total harmonic distortion	9.50 %
Power factor $\lambda$	0.30C...0.95
Efficiency in full-load	90.5 % <sup>1)</sup>
Device power loss	2.0 W
Protective conductor current	<0.5 mA
Inrush current	21 A
Max. ECG no. on circuit breaker 10 A (B)	17
Max. ECG no. on circuit breaker 16 A (B)	28
Max. ECG no. on circuit breaker 25 A (B)	-
Surge capability (L/N-Ground)	2 kV
Surge capability (L-N)	1 kV
Nominal output voltage	54...240 V
U-OUT (working voltage)	< 250 V
Nominal output current	35...300 mA
Default output current	35 mA
Output current tolerance	±3 %
Output ripple current (100 Hz)	< 1 %
Output PSTLM	≤1
Output SVM	≤0.4
Nominal output power	2.7...25 W
Maximum output power	25 W
Galvanic isolation	Non isolated
Power loss in stand-by mode	<0.15 W

<sup>1)</sup> at 230 V, 50 Hz



Operating Window OTI DALI 25220-240300 D NFC FL

Typical Efficiency vs. Load (230V50Hz) OTI DALI 25220-240300 D NFC FL



Typical Power factor vs. Load OTI DALI 25220-240300 D NFC FL

Typical THD vs Load OTI DALI 25220-240300 D NFC FL

## Dimensions & weight



Mounting hole spacing, length	270.0 mm
Product weight	205.00 g
Cable cross-section, input side	0.5...1.5 mm <sup>2</sup>
Cable cross-section, output side	0.5...1.5 mm <sup>2</sup>
Wire preparation length, input side	8.0...9.0 mm
Wire preparation length, output side	8.0...9.0 mm
Length	280.0 mm
Width	30.0 mm
Height	16.0 mm

## Colors & materials

Casing material	Metal
-----------------	-------

## Temperatures & operating conditions

Ambient temperature range	-25...+60 °C
Maximum temperature at tc test point	75 °C
Max.housing temperature in case of fault	110 °C
Temperature range at storage	-40...+85 °C
Permitted rel. humidity during operation	5...85 % <sup>1)</sup>

<sup>1)</sup> Maximum 56 days/year at 85 %

## Lifespan

ECG lifetime	50000 / 100000 h
--------------	------------------

## Capabilities

Programming interface	DALI, NFC
Dimmable	Yes

## Product datasheet

Dimming interface	DALI-2 / Touch DIM / Touch DIM Sensor
Dimming range	0.1...100 %
Dimming method	Full analogue dimming / AM/PWM selectable
Constant lumen function	Programmable
Overheating protection	Automatic reversible
Overload protection	Automatic reversible
Short-circuit protection	Automatic reversible
No-load proof	Yes
Intended for no-load operation	No
Max. cable length to lamp/LED module	2.0 m <sup>1)</sup>
Suitable for fixtures with prot. class	I
Type of connection, input side	Push terminal
Type of connection, output side	Push terminal
Control interface	DALI
Number of channels	1
DALI-2 Energy Data	Yes
DALI-2 Diagnostic Data	Yes

<sup>1)</sup> Output wires must be routed as close as possible to each other

### Programming

Programming device	DALI magic / NFC Scanner
Tuner4TRONIC Field App	Yes
Box programming	Yes

### Programmable features

DALI-2 Luminaire Data	Yes
-----------------------	-----

### Certificates & standards

Approval marks – approval	CE / EL / VDE-ENEC / EAC / CCC / RCM / BIS
Standards	Acc. to IEC 61347-1/Acc. to IEC 61347-2-13/Acc. to IEC 62384/Acc. to IEC 62386/Acc. to IEC 61000-3-2/Acc. to IEC 61000-3-3/Acc. to IEC 61547
Type of protection	IP20

### Logistical data

Commodity code	850440839000
----------------	--------------















### Environmental information

Information according Art. 33 of EU Regulation (EC) 1907/2006 (REACH)

## Product datasheet

<b>Date of Declaration</b>	06-02-2023
<b>Primary Article Identifier</b>	4062172020749
<b>Candidate List Substance 1</b>	Lead
<b>CAS No. of substance 1</b>	7439-92-1
<b>Safe Use Instruction</b>	The identification of the Candidate List substance is sufficient to allow safe use of the article.
<b>Declaration No. in SCIP database</b>	23742d2b-38b2-44b3-8c6c-5a6b83386b3b

## Download Data

File	
	User instruction OPTOTRONIC LED Power Supply
	User instruction OPTOTRONIC LED Power Supply
	Certificates OT EMC 40050085 200220
	Certificates OTI DALI 25 D NFC FL EATON AM35714 070920
	Certificates OTI DALI 25 D NFC FL INOTEC AM35714 070920
	Certificates OT ENEC 40038085 010322
	Certificates OT EMC 40044675 031022
	Certificates INOTEC Conformity declaration AM18335 OTi DALI 25 220-240 300 D NFC F L
	Declarations of conformity OTI DALI D NFC FL CE 3747608 110522
	Declarations of conformity OTI DALI D NFC FL UK DoC 4281098 110522
	Declarations of conformity EATON(CEAG) Conformity declaration AM18335 OTi DALI 25 220-240 300 D NFC F L (EN)
	CAD data OTI DALI D NFC FL IGS 090120
	CAD data OTI DALI D NFC FL STEP 090120
	CAD Data 2-dim OTI DALI D NFC FL CAD2PDF 090120
	CAD data 3-dim OTI DALI D NFC FL CAD3PDF 090120

## Product datasheet

---

### Ecodesign regulation information:

Intended for use with LED modules.

The forward voltage of the LED light source shall be within the defined operating window of the control gear in all operating conditions including dimming if applicable.

Separate control gear and light sources must be disposed of at certified disposal companies in accordance with Directive 2012/19/EU (WEEE) in the EU and with Waste Electrical and Electronic Equipment (WEEE) Regulations 2013 in the UK. For this purpose, collection points for recycling centres and take-back systems (CRSO) are available from retailers or private disposal companies, which accept separate control gear and light sources free of charge. In this way, raw materials are conserved and materials are recycled.

---

### Logistical Data

Product code	Product description	Packaging unit (Pieces/Unit)	Dimensions (length x width x height)	Volume	Gross weight
4062172020749	OTi DALI 25/220...240/300 D NFC FL	Shipping carton box 20	300 mm x 128 mm x 106 mm	4.07 dm <sup>3</sup>	4223.00 g

The mentioned product code describes the smallest quantity unit which can be ordered. One shipping unit can contain one or more single products. When placing an order, for the quantity please enter single or multiples of a shipping unit.

---

### Data privacy

This OSRAM driver can be configured using the Tuner4TRONIC software. This requires registering on [www.myosram.com](http://www.myosram.com) and downloading the Tuner4TRONIC software from the Internet. The Tuner4TRONIC software enables users to access and view the operational data of a luminaire or driver via the corresponding programming interfaces. A password key (Config Lock) must be set up in the driver via the Tuner4TRONIC software in order to control which users can access and view operational data. Follow the instructions for password setup. To grant an external person or company rights to access or view operational data, you can assign password keys. In this case, however, you are responsible for ensuring that the third party concerned takes notice of the information described here. However, OSRAM can read out operating data from devices for maintenance and service purposes even when a password key has been assigned. In individual cases, OSRAM will also use its access rights in order to optimize or improve driver hardware and driver functions. In accordance with data privacy principles, any user of operating data (luminaire manufacturers, third parties with access rights) must ensure that personal data (e.g. name, address, location IDs) are only merged with the prior written consent of the person (end user) concerned. The respective user of the operating data is responsible for providing evidence of consent.

---

### Disclaimer

Subject to change without notice. Errors and omission excepted. Always make sure to use the most recent release.