

## OTi DALI 60/220...240/550 D LT2 L

OPTOTRONIC Intelligent | – Dimmable DALI (non-isolated)



### Areas of application

- Linear lighting for office, education, industry, storage areas and retail
- Installation in emergency lighting systems according to IEC 61347-2-13, appendix J
- Suitable for luminaires of protection class I

### Product family benefits

- Fully programmable via software (DALI Interface)
- Flexible current setting (LEDset2)
- Lifetime: up to 100,000 h (temperature at  $T_c = 65\text{ °C}$ , max. 10 % failure rate)
- High-quality dimming of 1...100 % by amplitude dimming (except 80 W versions)
- High quality of light thanks to <1% output ripple current
- Very high efficiency
- Very low standby power consumption: < 0.25 W
- Fulfill safety requirement due to overload, overtemperature, Hot Plug protection



## Product datasheet

---

### Versatile scope of application due to OSRAM DALI Technology:

- Easy to use in corridors and restrooms because of three-level Corridor function
- Touch DIM application: easy to control via pushbutton or sensor
- Energy efficient Touch DIM operation due to automatic switch-off at sufficient residual light
- Suitable for emergency Installations (acc. to EN 60598-2-22 and IEC 61347-2-13, appendix J) thanks to DC detection (0 Hz, pulsating DC), on/off switchable
- Feedback of power consumption and operating hours (Fit for SMART GRID)
- Suitable for buildings according to EPBD/BREEAM/LEED due to automatic Constant Lumen Output setting
- Luminaire information for easy maintenance

---

### Product family features

- Line frequency: 0 Hz | 50 Hz | 60 Hz
- Versatile DALI window driver up to 90 W due to flexible output characteristic
- Supply voltage: 220...240 V
- Available with output current range: up to 1,050 mA
- Constant Lumen Output (CLO)
- Integrated customizable thermal management (Driver Guard)
- DALI-2 certified (Part -101,-102 and -207)

## Technical data

### Electrical data

Nominal input voltage	220...240 V
Mains frequency	50...60 Hz
Input voltage AC	198...264 V <sup>1)</sup>
Input voltage DC	176...276 V
Current set	DALI / LEDset / Programmable
Total harmonic distortion	< 10 %
Power factor $\lambda$	> 0.95 <sup>2)</sup>
ECG efficiency	$\leq 93$ % <sup>3)</sup>
Device power loss	5.0 W <sup>4)</sup>
Power loss in stand-by mode	<0.25 W
Inrush current	25 A <sup>5)</sup>
Max. ECG no. on circuit breaker 10 A (B)	15
Max. ECG no. on circuit breaker 16 A (B)	24
Max. ECG no. on circuit breaker 25 A (B)	37
Surge capability (L/N-Ground)	2 kV
Surge capability (L-N)	1 kV
Nominal output voltage	54...240 V <sup>6)</sup>
U-OUT (working voltage)	< 250 V
Nominal output current	120...550 mA
Output current LEDset open	60 mA
Output current LEDset shorted	120 mA
Default output current	60 mA <sup>7)</sup>
Output current tolerance	$\pm 3$ % <sup>8)</sup>
Output ripple current (100 Hz)	< 1 %
Output PSTLM	$\leq 1$
Output SVM	$\leq 0.4$
Nominal output power	6.4...60 W
Galvanic isolation	Non isolated

<sup>1)</sup> Permitted voltage range

<sup>2)</sup> Full load at 230 V

<sup>3)</sup> At full load and 230 V

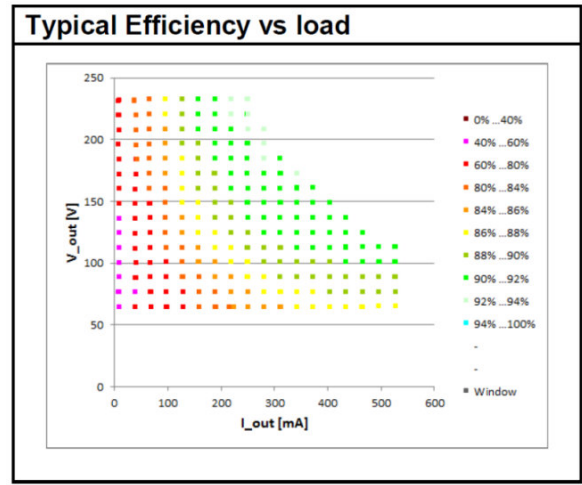
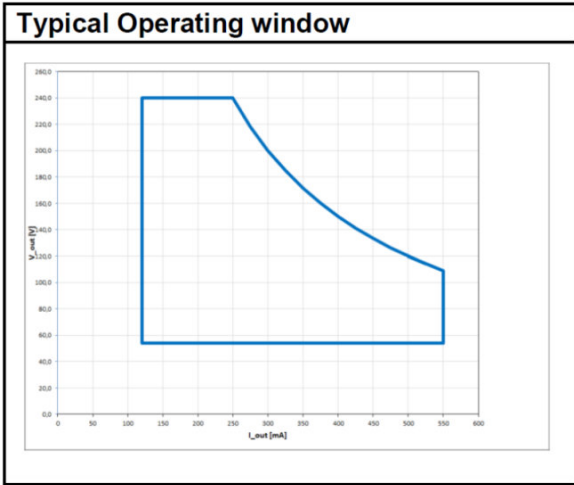
<sup>4)</sup> Maximum

<sup>5)</sup> At 280  $\mu$ s

<sup>6)</sup> Maximum 250 V

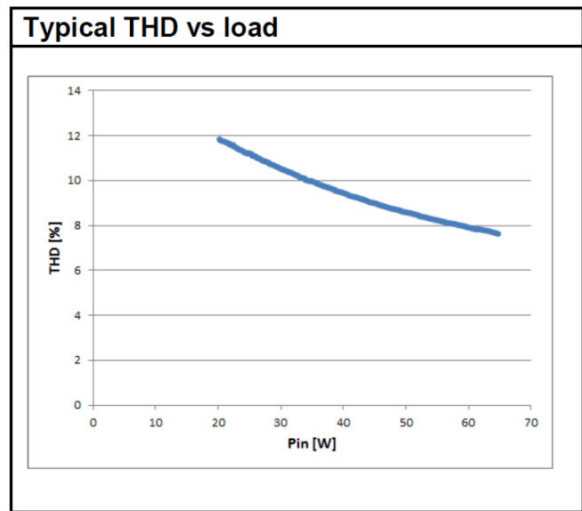
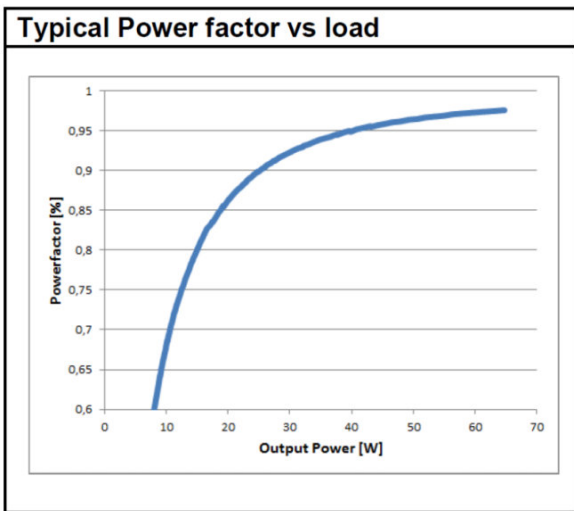
<sup>7)</sup> LEDset deactivated

<sup>8)</sup> When use DALI



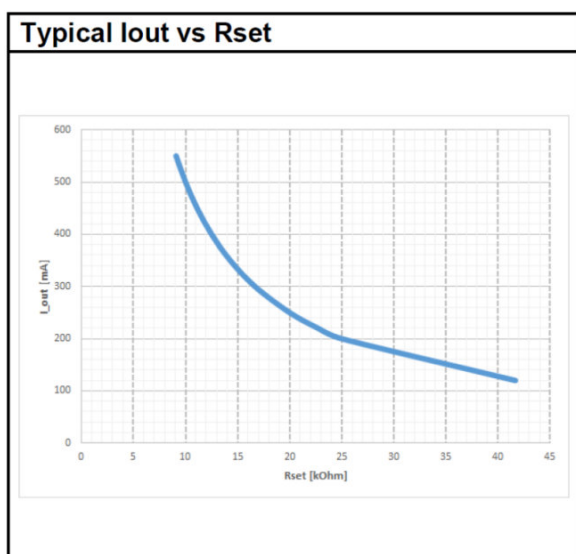
Operating Window

Typical Efficiency v Load 230 V 50 Hz



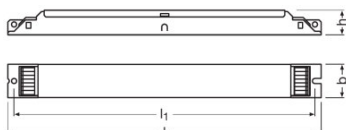
Typical Power Factor v Load

Typical THD v Load



Typical Iout v Rset LEDset2 mode

### Dimensions & weight



<b>Mounting hole spacing, length</b>	270.0 mm
<b>Product weight</b>	205.00 g
<b>Cable cross-section, input side</b>	0.5...1.5 mm <sup>2</sup> <sup>1)</sup>
<b>Cable cross-section, output side</b>	0.5...1.5 mm <sup>2</sup> <sup>1)</sup>
<b>Wire preparation length, input side</b>	8.5...9.5 mm
<b>Wire preparation length, output side</b>	8.5...9.5 mm
<b>Length</b>	280.0 mm
<b>Width</b>	30.0 mm
<b>Height</b>	21.0 mm

<sup>1)</sup> Solid or flexible leads

## Product datasheet

### Colors & materials

Casing material	Metal
-----------------	-------

### Temperatures & operating conditions

Ambient temperature range	-25...+60 °C
Maximum temperature at tc test point	75 °C
Max.housing temperature in case of fault	110 °C
Temperature range at storage	-25...85 °C
Permitted rel. humidity during operation	5...85 % <sup>1)</sup>

<sup>1)</sup> Maximum 56 days/year at 85 %

### Lifespan

ECG lifetime	50000 / 100000 h <sup>1)</sup>
--------------	--------------------------------

<sup>1)</sup> At maximum  $T_c = 75^\circ\text{C}$  / 10% failure rate / At  $T_c = 65^\circ\text{C}$  / 10% failure rate

### Additional product data

Encapsulated	No
--------------	----

### Capabilities

Programming interface	DALI
Dimmable	Yes
Dimming interface	DALI / Touch DIM / Touch DIM Sensor
Dimming range	1...100 % <sup>1)</sup>
Dimming method	Full analogue dimming
Overheating protection	Automatic reversible
Overload protection	Automatic reversible
Short-circuit protection	Automatic reversible
No-load proof	Yes
Max. cable length to lamp/LED module	2.0 m
Suitable for fixtures with prot. class	I
Suitable for emergency lighting	Yes
Type of connection, input side	Push terminal
Type of connection, output side	Push terminal
Number of channels	1

<sup>1)</sup> For maximum nominal output current

### Programming

Tuner4TRONIC	Yes
Tuner4TRONIC Field App	No

## Product datasheet

<b>Programming device</b>	DALI / LEDset
---------------------------	---------------
















### Certificates & standards

<b>Approval marks – approval</b>	CE / EL / ENEC 10 / VDE-EMC / CCC / RCM
<b>Standards</b>	Acc. to EN 61347-1/Acc. to EN 61347-2-13/Acc. to EN 55015/Acc. to EN 61547/Acc. to EN 61000-3-2/Acc. to EN 62384/Acc. to EN 62386
<b>Type of protection</b>	IP20

### Logistical data

<b>Commodity code</b>	850440829000
-----------------------	--------------

### Download Data

File	
	User instruction OPTOTRONIC LED Power Supply
	Product Datasheet 730297_OTi DALI 60220-240550 D LT2 L
	Product Datasheet OTi DALI 60220-240550 D LT2 L
	Product Datasheet 601162_Data sheet OTi DALI 60
	Certificates OTi DALI OT FIT D LT2 L CB DE1 58970 040320
	Certificates OT ENEC 40038085 130720
	Certificates 539639_CD Test Approval
	Declarations of conformity EATON(CEAG)-Conformity declaration AN00950 OTi DALI 60220-240550 D LT2 L
	Declarations of conformity INOTEC-Conformity declaration AN00950 OTi DALI 60220-240550 D LT2 L
	Declarations of conformity 727247_EC OTi
	Declarations of conformity OTi DALI D LT2 L CE 3667898 211119
	Declarations of conformity EATON(CEAG)-Conformity declaration AM00138_OTiDALI60_220_240_550_D_LT2_L
	Declarations of conformity INOTEC- Conformity declaration AM00138_OTiDALI60_220_240_550_D_LT2_L
	CAD data 3-dim 505454_CAD data OTi DALI 60220-240550 D LT2 L
	CAD data PDF 505460_CAD data OTi DALI 60220-240550 D LT2 L

## Product datasheet

---

### Logistical Data

Product code	Product description	Packaging unit (Pieces/Unit)	Dimensions (length x width x height)	Volume	Gross weight
4052899494206	OTi DALI 60/220...240/550 D LT2 L	Shipping carton box 20	305 mm x 161 mm x 104 mm	5.11 dm <sup>3</sup>	4277.00 g

---

The mentioned product code describes the smallest quantity unit which can be ordered. One shipping unit can contain one or more single products. When placing an order, for the quantity please enter single or multiples of a shipping unit.

---

### Data privacy

This OSRAM driver can be configured using the Tuner4TRONIC software. This requires registering on [www.myosram.com](http://www.myosram.com) and downloading the Tuner4TRONIC software from the Internet. The Tuner4TRONIC software enables users to access and view the operational data of a luminaire or driver via the corresponding programming interfaces. A password key (Config Lock) must be set up in the driver via the Tuner4TRONIC software in order to control which users can access and view operational data. Follow the instructions for password setup. To grant an external person or company rights to access or view operational data, you can assign password keys. In this case, however, you are responsible for ensuring that the third party concerned takes notice of the information described here. However, OSRAM can read out operating data from devices for maintenance and service purposes even when a password key has been assigned. In individual cases, OSRAM will also use its access rights in order to optimize or improve driver hardware and driver functions. In accordance with data privacy principles, any user of operating data (luminaire manufacturers, third parties with access rights) must ensure that personal data (e.g. name, address, location IDs) are only merged with the prior written consent of the person (end user) concerned. The respective user of the operating data is responsible for providing evidence of consent.

---

### Disclaimer

Subject to change without notice. Errors and omission excepted. Always make sure to use the most recent release.

---