

## OTi DALI 100/220-240/24 1-4 CH P

CV PROTECTED Power supplies with DALI



### Product family features

- 1 to 4 DALI addressable channels
- LED driver whose output power can be shared arbitrarily among the 1 or 4 channels
- AstroDim functionality
- Dimming range: 0/0, 1...100 %
- Line frequency: 0 Hz | 50 Hz | 60 Hz
- High level surge protection: up to 6 kV (L-N), 8 kV (L/N-PE)
- Inrush current limiter circuit

### Product family benefits

- Long lasting and high reliability
- From 1 to 4 channels to arbitrarily distribute the power
- Suitable for installation under sunlight
- IP66/IP67 Salt mist resistant and DC functionality
- AstroDim functionality for automatic dimming and turn on/off

### Areas of application

- Public squares and architecture lighting
- In building facades, luminous signage
- Suitable for indoor and outdoor SELV installations
- Suitable for use in luminaires of protection class I

## Technical data

### Electrical data


Nominal input voltage	220...240 V
Mains frequency	50/60 Hz
Input voltage AC	198...264 V
Total harmonic distortion	< 5 %
Power factor $\lambda$	> 0.95
Efficiency in full-load	93 % <sup>1)</sup>
Device power loss	7 W
Inrush current	55 A
Max. ECG no. on circuit breaker 10 A (B)	11
Max. ECG no. on circuit breaker 10 A (C)	18
Max. ECG no. on circuit breaker 16 A (B)	17
Max. ECG no. on circuit breaker 16 A (C)	29
Max. ECG no. on circuit breaker 25 A (B)	27
Surge capability (L/N-Ground)	8 kV
Surge capability (L-N)	6 kV
Nominal output voltage	24 V <sup>2)</sup>
U-OUT (working voltage)	24.7 V
Nominal output power	100 W
Maximum output power	100 W <sup>3)</sup>
Galvanic isolation	SELV
Galvanic isolation primary/secondary	3 kV
Input voltage DC	176...276 V
Output PWM frequency	1k Hz
Output ripple Voltage (100 Hz)	< 5 %

<sup>1)</sup> at 230 V, 50 Hz

<sup>2)</sup> DC voltage

<sup>3)</sup> at steady state

## Dimensions & weight



Mounting hole spacing, length	227.0 mm
Product weight	1150.00 g
Cable cross-section, input side	1.0 mm <sup>2</sup>
Cable cross-section, output side	1.5 mm <sup>2</sup>
Wire preparation length, input side	90 mm
Wire preparation length, output side	90 mm
Mounting hole spacing, width	227 mm
Length	237.0 mm
Width	69.0 mm
Height	37.0 mm

## Colors & materials

Casing material	Aluminium
-----------------	-----------

## Temperatures & operating conditions

Ambient temperature range	-20...+60 °C
Maximum temperature at tc test point	75 °C
Max.housing temperature in case of fault	110 °C
Temperature range at storage	-40...+85 °C
Permitted rel. humidity during operation	5...85 % <sup>1)</sup>

<sup>1)</sup> Maximum 56 days/year at 85 %

## Lifespan

ECG lifetime	50000 h
--------------	---------

## Additional product data

Product remark	Emergency lighting: EL sign
----------------	-----------------------------

### Capabilities

Dimmable	Yes
Dimming interface	DALI-2
Dimming range	0.1...100 %
Dimming method	Pulse Width Modulation
Overheating protection	Automatic reversible
Overload protection	Automatic reversible
Short-circuit protection	Automatic reversible
No-load proof	Yes
Intended for no-load operation	No
Suitable for fixtures with prot. class	I
Type of connection, input side	Wires
Type of connection, output side	Wires
Number of channels	4

### Certificates & standards

Approval marks – approval	CE / EAC / ENEC 10 / RCM / VDE / VDE-EMC
Standards	Acc. to EN 61347-2-13/Acc. to EN 61547/Acc. to EN 55015/Acc. to EN 61000-3-2/Acc. to EN 61000-3-3/Acc. to EN 61347-1/Acc. to EN 62493
Protection class	I
Type of protection	IP66/IP67

### Logistical data








Commodity code	850440839000
----------------	--------------

### Environmental information

Information according Art. 33 of EU Regulation (EC) 1907/2006 (REACH)	
Date of Declaration	14-04-2022
Primary Article Identifier	4062172119191
Candidate List Substance 1	Lead
CAS No. of substance 1	7439-92-1
Safe Use Instruction	The identification of the Candidate List substance is sufficient to allow safe use of the article.
Declaration No. in SCIP database	34982fbe-faf9-47e8-abad-e4d129a2a129

### Download Data

## Product datasheet

File	
	User instruction OPTOTRONIC LED Power Supply
	Product Datasheet OTi DALI 100 1-4CH Technical Datasheet (EN)
	Certificates OT ENEC 40050684 041122
	Certificates OTi DALI 100 1_4CH P NSW27729 080620
	Certificates OT EMC 40038482 290922
	Declarations of conformity OTi DALI 100 1 4 CH P CE 4187171 01 190122
	CAD data 3-dim OTi DALI 100 220-240 24 1-4 CH P - 3D stp file

### Ecodesign regulation information:

Intended for use with LED modules.

The forward voltage of the LED light source shall be within the defined operating window of the control gear in all operating conditions including dimming if applicable.

Separate control gear and light sources must be disposed of at certified disposal companies in accordance with Directive 2012/19/EU (WEEE) in the EU and with Waste Electrical and Electronic Equipment (WEEE) Regulations 2013 in the UK. For this purpose, collection points for recycling centres and take-back systems (CRSO) are available from retailers or private disposal companies, which accept separate control gear and light sources free of charge. In this way, raw materials are conserved and materials are recycled.

### Logistical Data

Product code	Product description	Packaging unit (Pieces/Unit)	Dimensions (length x width x height)	Volume	Gross weight
4062172119191	OTi DALI 100/220-240/24 1-4 CH P	Shipping carton box 6	287 mm x 262 mm x 201 mm	15.11 dm <sup>3</sup>	7478.00 g

The mentioned product code describes the smallest quantity unit which can be ordered. One shipping unit can contain one or more single products. When placing an order, for the quantity please enter single or multiples of a shipping unit.

### Disclaimer

Subject to change without notice. Errors and omission excepted. Always make sure to use the most recent release.