

OTi DALI 210/220-240/244CHDT6/8 P

CV PROTECTED Power supplies with DALI



Product family features

- 1 to 4 DALI addressable channels
- LED driver whose output power can be shared arbitrarily among the 1 or 4 channels
- AstroDim functionality
- Dimming range: 0/0, 1...100 %
- Line frequency: 0 Hz | 50 Hz | 60 Hz
- High level surge protection: up to 6 kV (L-N), 8 kV (L/N-PE)
- Inrush current limiter circuit

Product family benefits

- Long lasting and high reliability
- From 1 to 4 channels to arbitrarily distribute the power
- Suitable for installation under sunlight
- IP66/IP67 Salt mist resistant and DC functionality
- AstroDim functionality for automatic dimming and turn on/off

Areas of application

- Public squares and architecture lighting
- In building facades, luminous signage
- Suitable for indoor and outdoor SELV installations
- Suitable for use in luminaires of protection class I

Technical data

Electrical data

Nominal input voltage	220...240 V
Mains frequency	50/60 Hz
Input voltage AC	198...264 V
Total harmonic distortion	6 %
Power factor λ	0.95...0.99
Efficiency in full-load	93% ¹⁾
Device power loss	18.4 W
Inrush current	3.7 A
Max. ECG no. on circuit breaker 10 A (B)	7
Max. ECG no. on circuit breaker 10 A (C)	7
Max. ECG no. on circuit breaker 16 A (B)	11
Max. ECG no. on circuit breaker 16 A (C)	11
Max. ECG no. on circuit breaker 25 A (B)	17
Surge capability (L/N-Ground)	8 kV
Surge capability (L-N)	6 kV
Nominal output voltage	24.7 V ²⁾
U-OUT (working voltage)	24.7 V
Nominal output power	0...210 W ³⁾
Maximum output power	210 W ⁴⁾
Galvanic isolation	SELV
Galvanic isolation primary/secondary	3 kV
Input voltage DC	176...276 V ⁵⁾
Output PWM frequency	1.4 Hz
Output ripple Voltage (100 Hz)	< 5 %

¹⁾ at 230 V, 50 Hz

²⁾ DC voltage

³⁾ Lamp failure detection: minimum load per channel that doesn't trigger open circuit detection is 30 W

⁴⁾ at steady state

⁵⁾ with external fuse

Dimensions & weight

Mounting hole spacing, length	326.0 mm
Product weight	1350.00 g
Cable cross-section, input side	1.0 mm ²
Cable cross-section, output side	1.5 mm ²
Wire preparation length, input side	90 mm
Wire preparation length, output side	90 mm

Product datasheet

Mounting hole spacing, width	320.0 mm
Length	330.0 mm
Width	69.0 mm
Height	37.0 mm

Colors & materials

Casing material	Plastic
-----------------	---------

Temperatures & operating conditions

Ambient temperature range	-30...+55 °C
Maximum temperature at tc test point	80 °C
Max.housing temperature in case of fault	110 °C
Temperature range at storage	-40...+85 °C
Permitted rel. humidity during operation	5...85 % ¹⁾

¹⁾ Maximum 56 days/year at 85 %

Lifespan

ECG lifetime	50000 h
--------------	---------

Capabilities

Dimmable	Yes
Dimming interface	DALI-2
Dimming range	0.1...100 %
Dimming method	Pulse Width Modulation
Overheating protection	Automatic reversible
Overload protection	Automatic reversible
Short-circuit protection	Automatic reversible
No-load proof	Yes
Intended for no-load operation	No
Suitable for fixtures with prot. class	I
Type of connection, input side	Wires
Type of connection, output side	Wires
Number of channels	4

Certificates & standards

Approval marks – approval	ENEC 10 / RCM / VDE / UKCA / EL / MM
Standards	Acc. to EN 61347-2-13/Acc. to EN 61547/Acc. to EN 55015/Acc. to EN 61000-3-2/Acc. to EN 61000-3-3/Acc. to EN 61347-1/Acc. to EN 62493
Protection class	I

Product datasheet

Type of protection	IP66/IP67
--------------------	-----------







Logistical data

Commodity code	85044083900
----------------	-------------

Environmental information

Information according Art. 33 of EU Regulation (EC) 1907/2006 (REACH)	
Date of Declaration	22-09-2023
Primary Article Identifier	4062172364263
Candidate List Substance 1	Lead
CAS No. of substance 1	7439-92-1
Declaration No. in SCIP database	b97f1b67-1e43-4e8b-846e-e411b7568a4a

Download Data

File	
	User instruction OPTOTRONIC LED Power Supply
	Product Datasheet Specification sheet
	CAD data OTI DALI 210 24 4CH DT6 8 P IGS 4489886 072023
	CAD data OTI DALI 210 24 4CH DT6 8 STEP 4489886 072023
	CAD Data 2-dim OTI DALI 210 24 4CH DT6 8 P 2PDF 4489886 072023
	CAD data 3-dim OTI DALI 210 24 4CH DT6 8 P 3PDF 4489886 072023

Ecodesign regulation information:

Intended for use with LED modules.

The forward voltage of the LED light source shall be within the defined operating window of the control gear in all operating conditions including dimming if applicable.

Separate control gear and light sources must be disposed of at certified disposal companies in accordance with Directive 2012/19/EU (WEEE) in the EU and with Waste Electrical and Electronic Equipment (WEEE) Regulations 2013 in the UK. For this purpose, collection points for recycling centres and take-back systems (CRSO) are available from retailers or private disposal companies, which accept separate control gear and light sources free of charge. In this way, raw materials are conserved and materials are recycled.

Product datasheet

Logistical Data

Product code	Product description	Packaging unit (Pieces/Unit)	Dimensions (length x width x height)	Volume	Gross weight
4062172364263	OTi DALI 210/220-240/244CHDT6/8 P	Shipping carton box 6	380 mm x 262 mm x 201 mm	20.01 dm ³	8805.00 g

The mentioned product code describes the smallest quantity unit which can be ordered. One shipping unit can contain one or more single products. When placing an order, for the quantity please enter single or multiples of a shipping unit.

Disclaimer

Subject to change without notice. Errors and omission excepted. Always make sure to use the most recent release.