

Product datasheet

Technical data


Electrical data

Nominal voltage	220...240 V
Mains frequency	50/60 Hz
Radio frequency	2.4 GHz
Maximum TX power	+4 dBm ¹⁾
Wireless protocol	Qualified Bluetooth mesh enabled by Silvair
Wireless range	10 m line of sight
Guaranteed supply current (DALI)	82 mA
Maximum supply current (DALI)	250 mA ²⁾
System wattage	1.90 W
Standby power	< 0.5W

¹⁾ 2.512 mW

²⁾ see additional product information

Dimensions & weight



Length	108.0 mm
Width	30.0 mm
Height	21.0 mm
Product weight	44.00 g
Wire preparation length, input side	8.0...9.0 mm
Cable cross-section, input side	0.5...1.5 mm ²
Wire preparation length, output side	8.0...9.0 mm
Cable cross-section, output side	0.5...1.5 mm ²

Temperatures & operating conditions

Ambient temperature range	-20...+60 °C
Permitted rel. humidity during operation	0...85 % ¹⁾

Product datasheet

Temperature range at storage	0...60 °C
Permitted relative humidity at storage	0...85 % ¹⁾
Maximum temperature at tc test point	70 °C

¹⁾ Non-condensing

Lifespan

Lifespan	50000 h ¹⁾
-----------------	-----------------------

¹⁾ At T_c max

Capabilities

Control interface	qualified Bluetooth mesh
Number of control outputs	1
Number of connected drivers	32 ¹⁾
Dimmable	Yes
Type of installation	Luminaire integration ²⁾
Compatibility	Works with OSRAM HubSense
Status Indicator	Blue: Network status ³⁾
Reset	Manual ³⁾
Dimming interface	DALI-2

¹⁾ DALI-2 LED Driver (Part-207), broadcast

²⁾ Ceiling or independent installation via ECO CI KIT possible

³⁾ see additional product information

Certificates & standards

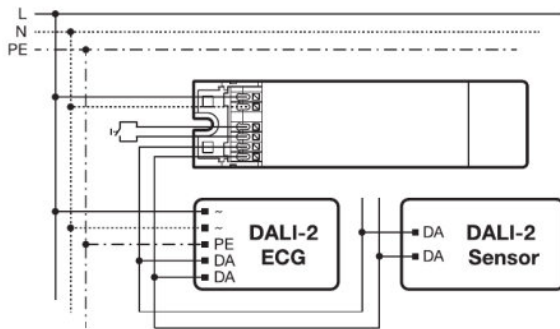
Approval marks – approval	CE / DALI-2
Type of protection	IP20
Standards	Acc. to EN 55015 / Acc. to EN 61347-1 / Acc. to EN 61347-2-11 / Acc. to EN 61547 / Acc. to EN 62479 / Acc. to ETSI EN 300 328 / Acc. to ETSI EN 301 489-17 / Acc. to ETSI EN 301 489 - 1

Logistical data

Commodity code	853710989900
-----------------------	--------------

Wiring Diagram

Wiring scheme / Anschluss-Schema



QBM DALI CONV LI WD 281119

Equipment / Accessories






- Ceiling or independent installation via ECO CI KIT possible

Product datasheet

Additional product information

- This device is not allowed to be connected with other DALI Bus power supplies on the same line.
- The maximal total wire length to all connected push buttons must not exceed 10 m.
- By integrating the device into a casing the wireless range could be affected, in particular by metal surfaces. Therefore, the wireless range needs to be verified after integration.
- The device could be reset to factory default by pressing the reset button for longer than 10 sec.
- If the device is not connected to a network, it will take approximately 30 seconds for it to appear as an available device after it is powered on.
- The status LED of the device indicates the following network status. Fast blinking: Not connected to a network. Slow blinking: Connected to a network.
- The device has passed successfully the SILVAIR Testing process.
- The device can be put into operation using the OSRAM HubSense Commissioning Tool (<https://platform.hubsense.eu>), subject to prior acceptance of the Terms of Use and the Privacy Policy.
- OSRAM may terminate or suspend the use of the HubSense Commissioning Tool at any time and for any or no reason in its sole discretion, even if access and use is continued to be allowed to others.
- The device complies with Bluetooth mesh Standard v1.0. It can also be used in 3rd party Bluetooth mesh network, that complies with this standard and that supports the mesh models of this device, and with certain 3rd party commissioning tools, that support the mesh models of this device. In order to ensure correct interoperability a verification with the 3rd party network components and the 3rd party commissioning tool is necessary in advance. Please contact OSRAM (support@hubsense.eu) to receive the actual list of supported models for this device.
- OSRAM shall have no liability for any 3rd party commissioning tool and does not make any representations, express or implied, about the availability and/or performance of such commissioning tool.
- OSRAM shall have no liability for and does not make any representations, express or implied, about the connectivity of OSRAM QBM products with any other products, that have passed the SILVAIR Testing process.

Download Data

File
 User instruction QBM DALI CONV LI
 CAD data QBM DALI CONV LI CAD3PDF 230120
 CAD data QBM DALI CONV LI STEP 23012
 CAD data QBM DALI CONV LI IGS 230120
 CAD Data 2-dim QBM DALI CONV LI CAD2PDF 230120

Logistical Data

Product code	Product description	Packaging unit (Pieces/Unit)	Dimensions (length x width x height)	Volume	Gross weight
4062172117388	QBM DALI CONV LI	Shipping carton box 25	160 mm x 120 mm x 117 mm	2.25 dm ³	1150.00 g

Product datasheet

Logistical Data

The mentioned product code describes the smallest quantity unit which can be ordered. One shipping unit can contain one or more single products. When placing an order, for the quantity please enter single or multiples of a shipping unit.

Accessories Optional

Product description	Accessory name	Accessory code
QBM DALI CONV LI	ECO CI KIT	▶ 4008321392091

Disclaimer

Subject to change without notice. Errors and omission excepted. Always make sure to use the most recent release.