

ETi DALI 35/220...240/400 D LT2 L

ICUTRONIC Intelligent – DALI (non-isolated) | Linear constant current LED driver – Dimmable



Product family features

- Line frequency: 0 Hz | 50 Hz | 60 Hz
- Versatile scope of application due to output power range of up to 75 W
- Supply voltage: 220...240 V
- Available with output current range: up to 500 mA
- Non-isolated drivers

Product family benefits

- Versatile non-isolated DALI driver up to 75 W due to flexible output characteristic
- Fully programmable via software (DALI Interface)
- Flexible current setting (RSet)
- Lifetime: up to 100,000 h (temperature at $T_C = 65\text{ }^\circ\text{C}$, max. 10 % failure rate)
- High-quality dimming of 10...100 % by amplitude dimming
- No TouchDIM nor Corridor Function
- High quality of light thanks to <4% output ripple current
- High efficiency
- Low standby power consumption: < 0.25 W
- Fulfill safety requirement due to overload, overtemperature, Hot Plug protection

Product datasheet

Areas of application

- Linear and area lighting
- Industry lighting
- Suitable for luminaires of protection class I

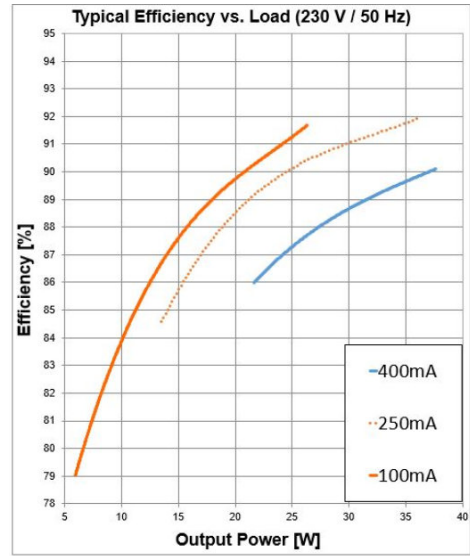
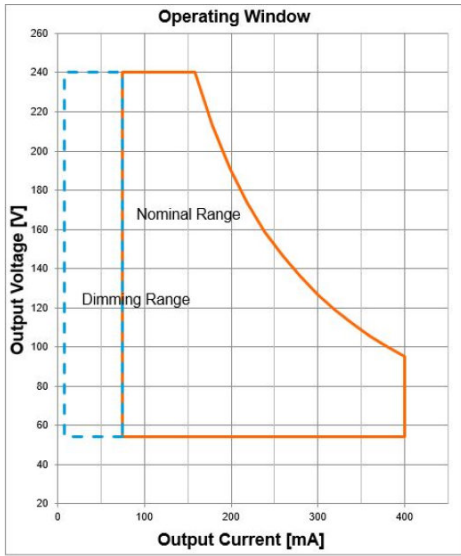
Technical data

Electrical data

Nominal input voltage	220...240 V
Mains frequency	0/50/60 Hz
Input voltage AC	198...264 V
Input voltage DC	176...276 V
Current set	DALI / Rset / Programmable
Total harmonic distortion	< 10 %
Power factor λ	0.46C...0.97
Efficiency in full-load	92 % ¹⁾
Device power loss	3.0 W
Inrush current	≤ 28 A
Max. ECG no. on circuit breaker 10 A (B)	18
Max. ECG no. on circuit breaker 10 A (C)	-
Max. ECG no. on circuit breaker 16 A (B)	30
Max. ECG no. on circuit breaker 16 A (C)	-
Max. ECG no. on circuit breaker 25 A (B)	-
Surge capability (L/N-Ground)	2 kV
Surge capability (L-N)	1 kV
Nominal output voltage	54...240 V
U-OUT (working voltage)	< 250 V
Nominal output current	75...400 mA
Output current LEDset open	35 mA
Output current LEDset shorted	75 mA
Default output current	35 mA ²⁾
Output current tolerance	± 5 %
Output ripple current (100 Hz)	< 4 %
Output PSTLM	≤ 1
Output SVM	≤ 0.4
Nominal output power	4...35 W
Maximum output power	35 W
Galvanic isolation	Non isolated
Power loss in stand-by mode	<0.25 W

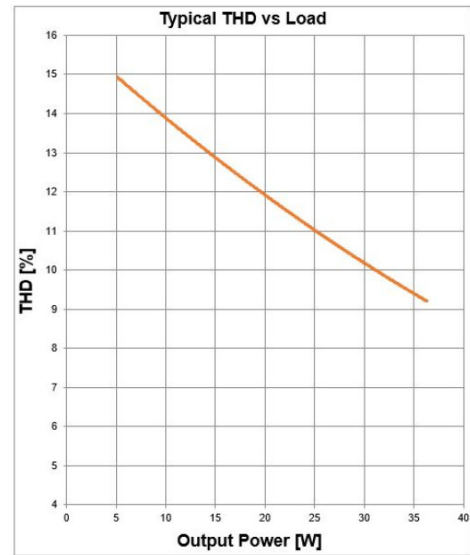
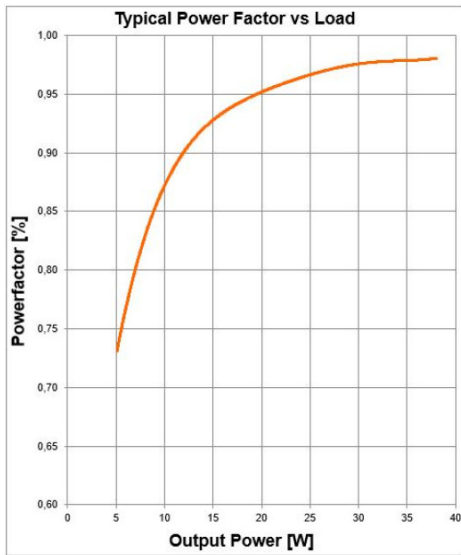
¹⁾ at 230 V, 50 Hz

²⁾ LEDset deactivated



Operating Window ETI DALI 35220-240400 D LT2 L

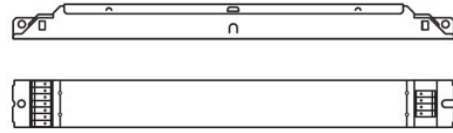
Typical Efficiency vs. Load (230 V 50 Hz) ETI DALI 35220-240400 D LT2 L



Typical Power Factor vs. Load ETI DALI 35220-240400 D LT2 L

Typical THD Vs Load ETI DALI 35220-240400 D LT2 L

Dimensions & weight



Mounting hole spacing, length	270.0 mm
Product weight	205.00 g
Cable cross-section, input side	0.5...1.5 mm ²
Cable cross-section, output side	0.5...1.5 mm ²
Wire preparation length, input side	8.0...9.0 mm
Wire preparation length, output side	8.0...9.0 mm
Length	280.0 mm
Width	30.0 mm
Height	21.0 mm

Colors & materials

Casing material	Metal
-----------------	-------

Temperatures & operating conditions

Ambient temperature range	-25...+50 °C
Maximum temperature at tc test point	75 °C
Max.housing temperature in case of fault	110 °C
Temperature range at storage	-40...+85 °C
Permitted rel. humidity during operation	5...85 % ¹⁾

¹⁾ Maximum 56 days/year at 85 %

Lifespan

ECG lifetime	50000 / 100000 h
--------------	------------------

Capabilities

Programming interface	Rset
Dimmable	Yes

Product datasheet

Dimming interface	DALI-2
Dimming range	10...100 %
Dimming method	Full analogue dimming
Overheating protection	Automatic reversible
Overload protection	Automatic reversible
Short-circuit protection	Automatic reversible
No-load proof	Yes
Intended for no-load operation	No
Max. cable length to lamp/LED module	2.0 m ¹⁾
Suitable for fixtures with prot. class	I
Suitable for emergency lighting	Yes
Type of connection, input side	Push terminal
Type of connection, output side	Push terminal
Constant lumen function	Programmable
Number of channels	1
DALI-2 Energy Data	No
DALI-2 Diagnostic Data	No

¹⁾ Output wires must be routed as close as possible to each other

Programming

Programming device	DALI magic
Tuner4TRONIC Field App	Yes

Programmable features

DALI-2 Luminaire Data	No
-----------------------	----

Certificates & standards

Approval marks – approval	CE / EL / ENEC 05 / EAC / CCC / BIS / RCM
Standards	Acc. to IEC 61347/Acc. to IEC 61347-2-13/Acc. to IEC 62384/Acc. to IEC 62386/Acc. to IEC 61000-3-2/Acc. to IEC 61000-3-3/Acc. to IEC 61547
Type of protection	IP20

Logistical data

Commodity code	85044083900
----------------	-------------











Environmental information

Information according Art. 33 of EU Regulation (EC) 1907/2006 (REACH)	
Date of Declaration	20-11-2023

Product datasheet

Primary Article Identifier	4062172053303
Candidate List Substance 1	Lead
CAS No. of substance 1	7439-92-1
Safe Use Instruction	The identification of the Candidate List substance is sufficient to allow safe use of the article.
Declaration No. in SCIP database	849d6891-f6a3-48fb-ac7f-435b5f015481

Download Data

File	
	User instruction ICUTRONIC INTELLIGENT LED Power Supply
	Certificates EATON(CEAG)-Conformity declaration AM28155 ETI DALI 35220-240400 D LT2 L
	Certificates INOTEC-Conformity declaration AM28155 ETI DALI 35220-240400 D LT2 L
	Certificates OT ENEC 40038085 010322
	Declarations of conformity ETI DALI D LT2 L CE 3971160 190821
	Declarations of conformity ETi DALI D LT2 L UK DoC 4281296 180221
	CAD data ETI DALI D LT2 L IGS 270220
	CAD data ETI DALI D LT2 L STEP 270220
	CAD Data 2-dim ETI DALI D LT2 L CAD2PDF 270220
	CAD data 3-dim ETI DALI D LT2 L CAD3PDF 270220

Ecodesign regulation information:

Intended for use with LED modules.

The forward voltage of the LED light source shall be within the defined operating window of the control gear in all operating conditions including dimming if applicable.

Separate control gear and light sources must be disposed of at certified disposal companies in accordance with Directive 2012/19/EU (WEEE) in the EU and with Waste Electrical and Electronic Equipment (WEEE) Regulations 2013 in the UK. For this purpose, collection points for recycling centres and take-back systems (CRSO) are available from retailers or private disposal companies, which accept separate control gear and light sources free of charge. In this way, raw materials are conserved and materials are recycled.

Product datasheet

Logistical Data

Product code	Product description	Packaging unit (Pieces/Unit)	Dimensions (length x width x height)	Volume	Gross weight
4062172053303	ETi DALI 35/220...240/400 D LT2 L	Shipping carton box 20	303 mm x 159 mm x 105 mm	5.06 dm ³	4227.00 g

The mentioned product code describes the smallest quantity unit which can be ordered. One shipping unit can contain one or more single products. When placing an order, for the quantity please enter single or multiples of a shipping unit.

Disclaimer

Subject to change without notice. Errors and omission excepted. Always make sure to use the most recent release.