

OPTOTRONIC FIT D NFC FL

Linear / Area Constant Current – Non dimmable



Areas of application

- Linear and area lighting
- Industry lighting
- Suitable for luminaires of protection class I

Product family benefits

- Flat housing (16 mm height) for innovative luminaire designs and applications
- Flexible and future-proof current setting via NFC (Near Field Communication)
- Lifetime: up to 100,000 h (temperature at $T_c = 65\text{ °C}$, max. 10 % failure rate)
- Higher quality of light thanks to < 1% output ripple current
- Very high efficiency
- Fulfill safety requirement due to overload, overtemperature protection

Product family features

- Line frequency: 0 Hz | 50 Hz | 60 Hz
- Versatile scope of application due to output power range of up to 75 W
- Constant Lumen Output (CLO)
- Supply voltage: 220...240 V
- Available with output current range: up to 500 mA
- Non-isolated drivers

Product family datasheet

Technical data

Electrical data

Product description	Nominal input voltage	Mains frequency	Input voltage AC	Input voltage DC	Current set
OT FIT 25/220...240/250 D NFC FL	220...240 V	0/50/60 Hz	198...264 V	176...276 V	NFC
OT FIT 35/220...240/400 D NFC FL	220...240 V	0/50/60 Hz	198...264 V	176...276 V	NFC
OT FIT 75/220...240/500 D NFC FL	220...240 V	0/50/60 Hz	198...264 V	176...276 V	NFC

Product description	Power factor λ	Efficiency in full-load	Device power loss	Inrush current	Max. ECG no. on circuit breaker 10 A (B)
OT FIT 25/220...240/250 D NFC FL	0.57C...0.96	91 % ¹⁾	2.0 W	14.3 mA	22
OT FIT 35/220...240/400 D NFC FL	0.68C...0.97	92 % ¹⁾	4.0 W	14.8 mA	22
OT FIT 75/220...240/500 D NFC FL	0.70C...0.99	93 % ¹⁾	6.0 W	20.8 mA	17

Product description	Max. ECG no. on circuit breaker 10 A (C)	Max. ECG no. on circuit breaker 16 A (B)	Max. ECG no. on circuit breaker 16 A (C)	Max. ECG no. on circuit breaker 25 A (B)	Surge capability (L/N-Ground)
OT FIT 25/220...240/250 D NFC FL	-	36	-	-	2 kV
OT FIT 35/220...240/400 D NFC FL	-	36	-	-	2 kV
OT FIT 75/220...240/500 D NFC FL	-	38	-	-	2 kV

Product description	Surge capability (L-N)	Nominal output voltage	Nominal output current	Default output current
OT FIT 25/220...240/250 D NFC FL	1 kV	54...216 V	35...250 mA	35 mA
OT FIT 35/220...240/400 D NFC FL	1 kV	54...216 V	75...400 mA	75 mA
OT FIT 75/220...240/500 D NFC FL	1 kV	54...216 V	125...500 mA	125 mA

Product description	Output PSTLM	Output SVM	Nominal output power	Maximum output power
OT FIT 25/220...240/250 D NFC FL	≤ 1	≤ 0.4	4...25 W	25 W
OT FIT 35/220...240/400 D NFC FL	≤ 1	≤ 0.4	6...35 W	35 W
OT FIT 75/220...240/500 D NFC FL	≤ 1	≤ 0.4	10...75 W	75 W

Product description	Output ripple current (100 Hz)	Output current tolerance	U-OUT (working voltage)	Total harmonic distortion
OT FIT 25/220...240/250 D NFC FL	≤ 1 %	± 3 %	< 250 V	< 10 %
OT FIT 35/220...240/400 D NFC FL	≤ 1 %	± 3 %	< 250 V	< 10 %
OT FIT 75/220...240/500 D NFC FL	≤ 1 %	± 3 %	< 250 V	< 10 %

¹⁾ at 230 V, 50 Hz

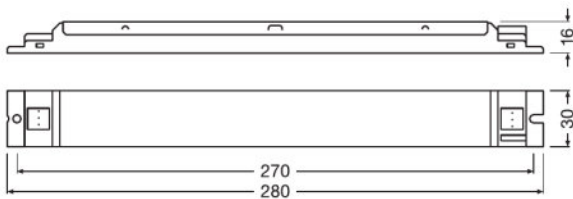
Product family datasheet

Dimensions & weight

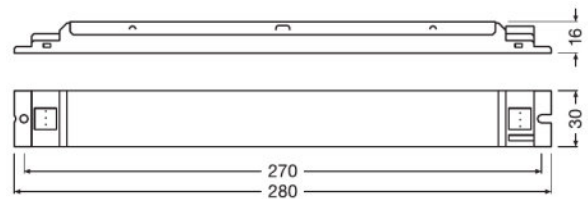
Product description	Mounting hole spacing, length	Product weight	Cable cross-section, input side	Cable cross-section, output side	Wire preparation length, input side
OT FIT 25/220...240/250 D NFC FL	270.0 mm	205.00 g	0.5...1.5 mm ²	0.5...1.5 mm ²	8.0...9.0 mm
OT FIT 35/220...240/400 D NFC FL	270.0 mm	205.00 g	0.5...1.5 mm ²	0.5...1.5 mm ²	8.0...9.0 mm
OT FIT 75/220...240/500 D NFC FL	270.0 mm	205.00 g	0.5...1.5 mm ²	0.5...1.5 mm ²	8.0...9.0 mm

Product description	Wire preparation length, output side	Width	Length	Height
OT FIT 25/220...240/250 D NFC FL	8.0...9.0 mm	30.0 mm	280.0 mm	16.0 mm
OT FIT 35/220...240/400 D NFC FL	8.0...9.0 mm	30.0 mm	280.0 mm	16.0 mm
OT FIT 75/220...240/500 D NFC FL	8.0...9.0 mm	30.0 mm	280.0 mm	16.0 mm

Product line drawing

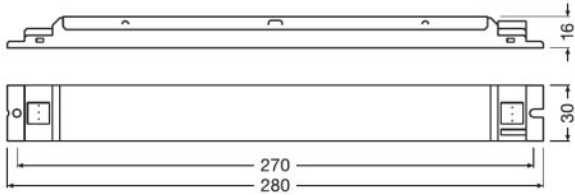


OT FIT 25/220...240/250 D NFC FL



OT FIT 35/220...240/400 D NFC FL

Product family datasheet



OT FIT 75/220...240/500 D NFC FL

Colors & materials

Product description	Casing material
OT FIT 25/220...240/250 D NFC FL	Metal
OT FIT 35/220...240/400 D NFC FL	Metal
OT FIT 75/220...240/500 D NFC FL	Metal

Temperatures & operating conditions

Product description	Ambient temperature range	Maximum temperature at tc test point	Max.housing temperature in case of fault	Temperature range at storage
OT FIT 25/220...240/250 D NFC FL	-25...+60 °C	75 °C	110 °C	-40...+85 °C
OT FIT 35/220...240/400 D NFC FL	-25...+60 °C	75 °C	110 °C	-40...+85 °C
OT FIT 75/220...240/500 D NFC FL	-25...+50 °C	75 °C	110 °C	-40...+85 °C

Product description	Permitted rel. humidity during operation
OT FIT 25/220...240/250 D NFC FL	5...85 % ¹⁾
OT FIT 35/220...240/400 D NFC FL	5...85 % ¹⁾
OT FIT 75/220...240/500 D NFC FL	5...85 % ¹⁾

¹⁾ Maximum 56 days/year at 85 %

Product family datasheet

Lifespan

Product description	ECG lifetime
OT FIT 25/220...240/250 D NFC FL	100000 / 50000 h
OT FIT 35/220...240/400 D NFC FL	100000 / 50000 h
OT FIT 75/220...240/500 D NFC FL	100000 / 50000 h

Capabilities

Product description	Dimmable	Overheating protection	Overload protection
OT FIT 25/220...240/250 D NFC FL	No	Automatic reversible	Automatic reversible
OT FIT 35/220...240/400 D NFC FL	No	Automatic reversible	Automatic reversible
OT FIT 75/220...240/500 D NFC FL	No	Automatic reversible	Automatic reversible

Product description	Short-circuit protection	No-load proof	Intended for no-load operation	Max. cable length to lamp/LED module
OT FIT 25/220...240/250 D NFC FL	Automatic reversible	Yes	No	2.0 m ¹⁾
OT FIT 35/220...240/400 D NFC FL	Automatic reversible	Yes	No	2.0 m ¹⁾
OT FIT 75/220...240/500 D NFC FL	Automatic reversible	Yes	No	2.0 m ¹⁾

Product description	Suitable for fixtures with prot. class	Constant lumen function	Suitable for emergency lighting	Number of channels
OT FIT 25/220...240/250 D NFC FL	I	Programmable	Yes	1
OT FIT 35/220...240/400 D NFC FL	I	Programmable	Yes	1
OT FIT 75/220...240/500 D NFC FL	I	Programmable	Yes	1

¹⁾ Output wires must be routed as close as possible to each other

Programming

Product description	Programming device
OT FIT 25/220...240/250 D NFC FL	FEIG
OT FIT 35/220...240/400 D NFC FL	FEIG
OT FIT 75/220...240/500 D NFC FL	FEIG

Product family datasheet

Certificates & standards

Product description	Approval marks – approval	Standards	Type of protection
OT FIT 25/220...240/250 D NFC FL	CE / EL / VDE-ENEC / EAC / CCC / RCM / BIS	Acc. to IEC 61347-1/Acc. to IEC 61347-2-13/Acc. to IEC 62384/Acc. to IEC 62386/Acc. to IEC 61000-3-2/Acc. to IEC 61000-3-3/Acc. to IEC 61547	IP20
OT FIT 35/220...240/400 D NFC FL	CE / EL / VDE-ENEC / EAC / CCC / RCM / BIS	Acc. to IEC 61347-1/Acc. to IEC 61347-2-13/Acc. to IEC 62384/Acc. to IEC 62386/Acc. to IEC 61000-3-2/Acc. to IEC 61000-3-3/Acc. to IEC 61547	IP20
OT FIT 75/220...240/500 D NFC FL	CE / EL / VDE-ENEC / EAC / CCC / RCM / BIS	Acc. to IEC 61347-1/Acc. to IEC 61347-2-13/Acc. to IEC 62384/Acc. to IEC 62386/Acc. to IEC 61000-3-2/Acc. to IEC 61000-3-3/Acc. to IEC 61547	IP20

Logistical data

Product description	Commodity code
OT FIT 25/220...240/250 D NFC FL	850440839000
OT FIT 35/220...240/400 D NFC FL	850440839000
OT FIT 75/220...240/500 D NFC FL	850440839000

Environmental information Information according Art. 33 of EU Regulation (EC) 1907/2006 (REACH)

Product description	Date of Declaration	Primary Article Identifier	Candidate List Substance 1
OT FIT 25/220...240/250 D NFC FL	05-05-2023	4062172063920	Lead
OT FIT 35/220...240/400 D NFC FL	05-05-2023	4062172063944	Lead
OT FIT 75/220...240/500 D NFC FL	05-05-2023	4062172063968	Lead

Product description	CAS No. of substance 1	Safe Use Instruction	Declaration No. in SCIP database
OT FIT 25/220...240/250 D NFC FL	7439-92-1	The identification of the Candidate List substance is sufficient to allow safe use of the article.	f2fbb043-e37a-4652-b3cc-431fe9c3d28e
OT FIT 35/220...240/400 D NFC FL	7439-92-1	The identification of the Candidate List substance is sufficient to allow safe use of the article.	f2fbb043-e37a-4652-b3cc-431fe9c3d28e

Product family datasheet

Product description	CAS No. of substance 1	Safe Use Instruction	Declaration No. in SCIP database
OT FIT 75/220...240/500 D NFC FL	7439-92-1	The identification of the Candidate List substance is sufficient to allow safe use of the article.	f2fb043-e37a-4652-b3cc-431fe9c3d28e






Application advice

For more detailed application information and graphics please see product datasheet.

Sales and Technical Support

Sales and Technical Support www.osram.com

Download Data

File
 User instruction OPTOTRONIC LED Power Supply
 Certificates OT FIT OTI DALI CB DE1 62965 270220
 Certificates OT ENEC 40038085 010322
 Certificates OT EMC 40044675 031022
 Declarations of conformity OT FIT D NFC FL CE 3976681 230322

Ecodesign regulation information:

Intended for use with LED modules.

The forward voltage of the LED light source shall be within the defined operating window of the control gear in all operating conditions including dimming if applicable.

Separate control gear and light sources must be disposed of at certified disposal companies in accordance with Directive 2012/19/EU (WEEE) in the EU and with Waste Electrical and Electronic Equipment (WEEE) Regulations 2013 in the UK. For this purpose, collection points for recycling centres and take-back systems (CRSO) are available from retailers or private disposal companies, which accept separate control gear and light sources free of charge. In this way, raw materials are conserved and materials are recycled.

Product family datasheet

Logistical Data

Product code	Product description	Packaging unit (Pieces/Unit)	Dimensions (length x width x height)	Volume	Gross weight
4062172063920	OT FIT 25/220...240/250 D NFC FL	Shipping carton box 20	309 mm x 175 mm x 78 mm	4.22 dm ³	4238.00 g
4062172063944	OT FIT 35/220...240/400 D NFC FL	Shipping carton box 20	309 mm x 175 mm x 78 mm	4.22 dm ³	4238.00 g
4062172063968	OT FIT 75/220...240/500 D NFC FL	Shipping carton box 20	309 mm x 175 mm x 78 mm	4.22 dm ³	4238.00 g

The mentioned product code describes the smallest quantity unit which can be ordered. One shipping unit can contain one or more single products. When placing an order, for the quantity please enter single or multiples of a shipping unit.

Disclaimer

Subject to change without notice. Errors and omission excepted. Always make sure to use the most recent release.