

OT FIT 75/220...240/500 D NFC FL

OPTOTRONIC FIT D NFC FL | Linear / Area Constant Current – Non dimmable



Product family features

- Line frequency: 0 Hz | 50 Hz | 60 Hz
- Versatile scope of application due to output power range of up to 75 W
- Constant Lumen Output (CLO)
- Supply voltage: 220...240 V
- Available with output current range: up to 500 mA
- Non-isolated drivers

Product family benefits

- Flat housing (16 mm height) for innovative luminaire designs and applications
- Flexible and future-proof current setting via NFC (Near Field Communication)
- Lifetime: up to 100,000 h (temperature at $T_c = 65\text{ }^\circ\text{C}$, max. 10 % failure rate)
- Higher quality of light thanks to < 1% output ripple current
- Very high efficiency
- Fulfill safety requirement due to overload, overtemperature protection

Areas of application

- Linear and area lighting
- Industry lighting
- Suitable for luminaires of protection class I

Technical data

Electrical data

Nominal input voltage	220...240 V
Mains frequency	0/50/60 Hz
Input voltage AC	198...264 V
Input voltage DC	176...276 V
Current set	NFC
Power factor λ	> 0.98
Efficiency in full-load	93 % ¹⁾
Device power loss	6.0 W
Inrush current	20.8 mA
Max. ECG no. on circuit breaker 10 A (B)	17
Max. ECG no. on circuit breaker 10 A (C)	-
Max. ECG no. on circuit breaker 16 A (B)	38
Max. ECG no. on circuit breaker 16 A (C)	-
Max. ECG no. on circuit breaker 25 A (B)	-
Surge capability (L/N-Ground)	2 kV
Surge capability (L-N)	1 kV
Nominal output voltage	54...216 V
Nominal output current	125...500 mA
Default output current	125 mA
Output PSTLM	≤ 1
Output SVM	≤ 0.4
Nominal output power	10...75 W
Maximum output power	75 W
U-OUT (working voltage)	< 250 V
Total harmonic distortion	< 10 %
Output current tolerance	± 3 %
Output ripple current (100 Hz)	≤ 1 %

¹⁾ at 230 V, 50 Hz

Dimensions & weight



Mounting hole spacing, length	270.0 mm
Product weight	205.00 g
Cable cross-section, input side	0.5...1.5 mm ²
Cable cross-section, output side	0.5...1.5 mm ²
Wire preparation length, input side	8.0...9.0 mm
Wire preparation length, output side	8.0...9.0 mm
Length	280.0 mm
Width	30.0 mm
Height	16.0 mm

Colors & materials

Casing material	Metal
-----------------	-------

Temperatures & operating conditions

Ambient temperature range	-25...+50 °C
Maximum temperature at tc test point	75 °C
Max.housing temperature in case of fault	110 °C
Temperature range at storage	-40...+85 °C
Permitted rel. humidity during operation	5...85 % ¹⁾

¹⁾ Maximum 56 days/year at 85 %

Lifespan

ECG lifetime	100000 / 50000 h
--------------	------------------

Capabilities

Dimmable	No
Overheating protection	Automatic reversible

Product datasheet

Overload protection	Automatic reversible
Short-circuit protection	Automatic reversible
No-load proof	Yes
Intended for no-load operation	No
Max. cable length to lamp/LED module	2.0 m ¹⁾
Suitable for fixtures with prot. class	I
Suitable for emergency lighting	Yes
Constant lumen function	Programmable
Number of channels	1

¹⁾ Output wires must be routed as close as possible to each other

Programming

Tuner4TRONIC Field App	Yes
Programming device	FEIG

Certificates & standards

Approval marks – approval	CE / EL / VDE-ENEC / EAC / CCC / RCM / BIS
Standards	Acc. to IEC 61347-1/Acc. to IEC 61347-2-13/Acc. to IEC 62384/Acc. to IEC 62386/Acc. to IEC 61000-3-2/Acc. to IEC 61000-3-3/Acc. to IEC 61547
Type of protection	IP20

Logistical data






Commodity code	850440839000
----------------	--------------

Environmental information

Information according Art. 33 of EU Regulation (EC) 1907/2006 (REACH)	
Date of Declaration	02-03-2023
Primary Article Identifier	4062172063968
Candidate List Substance 1	Lead
CAS No. of substance 1	7439-92-1
Candidate List Substance 2	SCCP
CAS No. of substance 2	85535-84-8
Safe Use Instruction	The identification of the Candidate List substance is sufficient to allow safe use of the article.
Declaration No. in SCIP database	584a90da-080a-4c14-a305-3108801ebaa1

Download Data

Product datasheet

File	
	User instruction OPTOTRONIC LED Power Supply
	Certificates OT FIT OTI DALI CB DE1 62965 270220
	Certificates OT ENEC 40038085 010322
	Certificates OT EMC 40044675 031022
	Declarations of conformity OT FIT D NFC FL CE 3976681 230322

Ecodesign regulation information:

Intended for use with LED modules.

The forward voltage of the LED light source shall be within the defined operating window of the control gear in all operating conditions including dimming if applicable.

Separate control gear and light sources must be disposed of at certified disposal companies in accordance with Directive 2012/19/EU (WEEE) in the EU and with Waste Electrical and Electronic Equipment (WEEE) Regulations 2013 in the UK. For this purpose, collection points for recycling centres and take-back systems (CRSO) are available from retailers or private disposal companies, which accept separate control gear and light sources free of charge. In this way, raw materials are conserved and materials are recycled.

Logistical Data

Product code	Product description	Packaging unit (Pieces/Unit)	Dimensions (length x width x height)	Volume	Gross weight
4062172063968	OT FIT 75/220...240/500 D NFC FL	Shipping carton box 20	309 mm x 175 mm x 78 mm	4.22 dm ³	4238.00 g

The mentioned product code describes the smallest quantity unit which can be ordered. One shipping unit can contain one or more single products. When placing an order, for the quantity please enter single or multiples of a shipping unit.

Disclaimer

Subject to change without notice. Errors and omission excepted. Always make sure to use the most recent release.