


LEDinspect TORCH 350 ESSENTIAL



Bright LED output

350 Lumen output to illuminate the dark effortlessly



2x AA Batteries included

Includes the replaceable AAA batteries required



Ergonomic grip

For comfortable holding during use



350 Lumen adjustable torch for versatile use

The OSRAM LEDinspect™ TORCH 350 ESSENTIAL is a reliable and high-performance LED torch, designed to deliver powerful illumination in a durable and practical design. Constructed from aluminium with a rubber grip, it offers a comfortable hold, making it perfect for both professional and everyday use.

With an impressive 350 lumens on High, this torch provides bright, clear lighting for detailed inspections, repairs, and outdoor activities. The adjustable focus allows you to seamlessly switch between a wide flood beam and a focused spotlight by simply twisting the head. Three versatile lighting modes – High, Low, and Flash – ensure adaptability for different situations.

Built for tough environments, the IP44 rating offers resistance against dust and water splashes, ensuring reliability in various conditions. Powered by 2x AA batteries, it delivers up to 2.5 hours of runtime on High and an extended 13 hours on Low, giving you long-lasting performance when you need it most.

Product datasheet

Technical data

Product information

Application (Category and Product specific)	LED inspection lights
---	-----------------------

General Product Information

Global order reference	LEDIL428ESN
------------------------	-------------

Electrical Data

Nominal wattage	4 W
Nominal voltage	3 V

Photometric Data

Nominal luminous flux	350 lm
Light color LED	White

Physical Attributes & Dimensions



Product weight	80.00 g
Length	29.0 mm
Width	29.0 mm
Height	145.0 mm

LED module information

Number of LEDs per module	1
---------------------------	---

Colors & materials

Base color	Black / Orange
------------	----------------

Lifetime Data

Product datasheet

Guarantee	2 years
-----------	---------

Capabilities

Technology	LED
------------	-----

Certificates & standards

Standards	CE, EMC, MSDS, ROHS, UKCA
-----------	---------------------------

Environmental & Regulatory Information



Information according Art. 33 of EU Regulation (EC) 1907/2006 (REACH)	
Candidate list substance 1	Lead
CAS No. of substance 1	7439-92-1
Safe use instruction	The identification of the Candidate List substance is sufficient to allow safe use of the article.
Declaration no. in SCIP database	8dab3445-fe89-46d5-a073-47bc957019f8

Logistical Data

Product code	Product description	Packaging unit (Pieces/Unit)	Dimensions (length x width x height)	Volume	Gross weight
4062172416047	INSPECTION LAMP	Folding carton box 1	42 mm x 31 mm x 149 mm	0.19 dm ³	96.00 g
4062172416054	INSPECTION LAMP	Shipping carton box 6	105 mm x 95 mm x 165 mm	1.65 dm ³	615.00 g

The mentioned product code describes the smallest quantity unit which can be ordered. One shipping unit can contain one or more single products. When placing an order, for the quantity please enter single or multiples of a shipping unit.

Download Data

File
 User instruction GPRS_Safety symbols instructions
 User instruction LEDinspect TORCH 350 ESSENTIAL

Application advice

For more detailed application information and graphics please see product datasheet.

Disclaimer

Subject to change without notice. Errors and omission excepted. Always make sure to use the most recent release.

