

## OTi DALI 35/220...240/700 NFC TW L

OPTOTRONIC Intelligent Tunable White – DALI (SELV) | Linear constant current LED driver – Dimmable



### Product family features

- Line frequency: 0 Hz | 50 Hz | 60 Hz
- Versatile DALI window driver up to 75 W due to flexible output characteristic
- Supply voltage: 220...240 V
- Usable as DT6 (2-channel) or DT8 (Tunable White) driver
- Available with output current range: up to 1,400 mA
- Constant Lumen Output (CLO)
- Integrated customizable thermal management (Driver Guard)
- SELV driver

### Product family benefits

- Control of standard white or Tunable White light acc. DALI device type 8 (DT8)
- TouchDIM Tunable White integrated for use without additional LMS
- Fully programmable via T4T software (NFC, DALI Interface)
- Lifetime: up to 100,000 h (temperature at  $T_c = 65\text{ }^\circ\text{C}$ , max. 10 % failure rate)
- High-quality dimming of 1...100 %
- High quality of light thanks to <1% output ripple current
- Very high efficiency
- Fulfill safety requirement due to overload, overtemperature, Hot Plug protection

## Product datasheet

---

### Areas of application

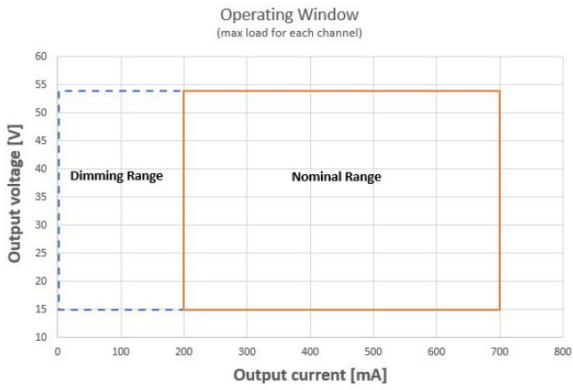
- For Tunable White as well as for 2-channel use (e.g. direct/indirect lighting)
- Linear lighting for office, education, industry, storage areas and retail
- Installation in emergency lighting systems according to IEC 61347-2-13, appendix J
- Suitable for installation in emergency lighting systems according to EN 60598-2-22
- Suitable for luminaires of protection class I
- Perfect system match with PrevaLED Linear Tunable White

## Technical data

### Electrical data

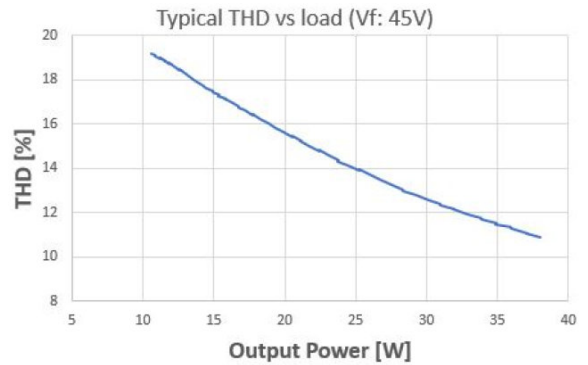
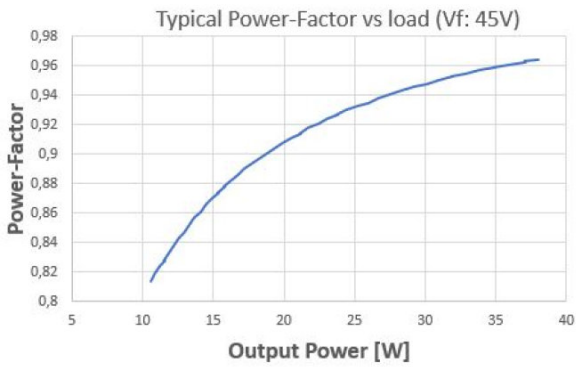
Nominal input voltage	220...240 V
Mains frequency	0/50/60 Hz
Input voltage AC	198...264 V
Input voltage DC	176...276 V
Current set	DALI / NFC / Programmable
Total harmonic distortion	< 15 %
Power factor $\lambda$	> 0.95
Efficiency in full-load	88 % <sup>1)</sup>
Device power loss	3.0 W
Inrush current	21 A
Max. ECG no. on circuit breaker 10 A (B)	19
Max. ECG no. on circuit breaker 10 A (C)	-
Max. ECG no. on circuit breaker 16 A (B)	30
Max. ECG no. on circuit breaker 16 A (C)	-
Max. ECG no. on circuit breaker 25 A (B)	-
Surge capability (L/N-Ground)	2 kV
Surge capability (L-N)	1 kV
Nominal output voltage	15...54 V
U-OUT (working voltage)	< 60 V
Nominal output current	200...700 mA
Default output current	200 mA
Output current tolerance	±3 %
Output ripple current (100 Hz)	< 1 %
Output PSTLM	≤1
Output SVM	≤0.4
Nominal output power	4...38 W
Maximum output power	38 W
Galvanic isolation	SELV
Power loss in stand-by mode	<0.2 W

<sup>1)</sup> at 230 V, 50 Hz



OTI DALI 35 NFC TW L Operating window

OTI DALI 35 NFC TW L Typical Efficiency vs. Load (230 V 50 Hz)

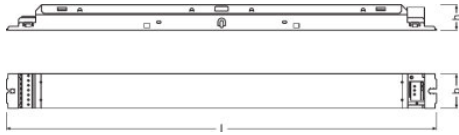


OTI DALI 35 NFC TW L Typical Power Factor vs. Load

OTI DALI 35 NFC TW L Typical THD Vs Load

## Dimensions & weight

---



<b>Mounting hole spacing, length</b>	350.0 mm
<b>Product weight</b>	300.00 g
<b>Cable cross-section, input side</b>	0.5...1.5 mm <sup>2</sup>
<b>Cable cross-section, output side</b>	0.5...1.5 mm <sup>2</sup>
<b>Wire preparation length, input side</b>	8.5...9.5 mm
<b>Wire preparation length, output side</b>	8.5...9.5 mm
<b>Length</b>	360.0 mm
<b>Width</b>	30.0 mm
<b>Height</b>	21.0 mm

## Colors & materials

<b>Casing material</b>	Metal
------------------------	-------

## Temperatures & operating conditions

<b>Ambient temperature range</b>	-25...+60 °C
<b>Maximum temperature at tc test point</b>	78 °C
<b>Max.housing temperature in case of fault</b>	110 °C
<b>Temperature range at storage</b>	-40...+85 °C
<b>Permitted rel. humidity during operation</b>	5...85 % <sup>1)</sup>

<sup>1)</sup> Maximum 56 days/year at 85 %

## Lifespan

<b>ECG lifetime</b>	50000 / 100000 h
---------------------	------------------

## Additional product data

<b>Encapsulated</b>	No
---------------------	----

### Capabilities

<b>Programming interface</b>	DALI, NFC
<b>Dimmable</b>	Yes
<b>Dimming interface</b>	DALI-2 / Touch DIM / Touch DIM Sensor
<b>Dimming range</b>	1...100 %
<b>Dimming method</b>	Full analogue dimming / AM/PWM selectable
<b>Overheating protection</b>	Automatic reversible
<b>Overload protection</b>	Automatic reversible
<b>Short-circuit protection</b>	Automatic reversible
<b>No-load proof</b>	Yes
<b>Intended for no-load operation</b>	No
<b>Max. cable length to lamp/LED module</b>	2.0 m <sup>1)</sup>
<b>Suitable for fixtures with prot. class</b>	I
<b>Suitable for emergency lighting</b>	Yes
<b>Type of connection, input side</b>	Push terminal
<b>Type of connection, output side</b>	Push terminal
<b>Constant lumen function</b>	Programmable
<b>Control interface</b>	DALI
<b>Detection angle (Light sensor)</b>	-
<b>Detection angle (PIR)</b>	-
<b>Number of channels</b>	2
<b>DALI-2 Energy Data</b>	No
<b>DALI-2 Diagnostic Data</b>	No

<sup>1)</sup> Output wires must be routed as close as possible to each other

### Programming

<b>Programming device</b>	DALI magic / NFC Scanner
<b>Tuner4TRONIC</b>	Yes
<b>Tuner4TRONIC Field App</b>	No
<b>Box programming</b>	Yes

### Programmable features

<b>Operating Current</b>	Yes
<b>Constant Lumen</b>	Yes
<b>Lamp Operating Time</b>	Yes
<b>Driver Guard</b>	Yes
<b>DALI Settings</b>	Yes
<b>Emergency Mode</b>	Yes

## Product datasheet

DALI-2 Luminaire Data	No
Soft Switch Off	Yes
Dim to Dark	Yes
TouchDIM + Sensor	Yes
Corridor Functionality	Yes
Tunable White CCT	Yes
Tunable White High precision	Yes

### Certificates & standards

Approval marks – approval	CE / EL / VDE-ENEC / EAC / CCC / RCM / BIS
Standards	Acc. to IEC 61347-1/Acc. to IEC 61347-2-13/Acc. to IEC 62384/Acc. to IEC 61000-3-2/Acc. to IEC 61000-3-3/Acc. to IEC 61547
Type of protection	IP20

### Logistical data

Commodity code	850440839000
----------------	--------------



### Environmental information

Information according Art. 33 of EU Regulation (EC) 1907/2006 (REACH)	
Date of Declaration	18-10-2022
Primary Article Identifier	4062172092968
Candidate List Substance 1	Lead
CAS No. of substance 1	7439-92-1
Safe Use Instruction	The identification of the Candidate List substance is sufficient to allow safe use of the article.
Declaration No. in SCIP database	294bd5ff-f173-40a9-acac-7e938b854c77










### Additional product information

– Electrical connections between the two output channels are not allowed.

### Download Data

File	
	User instruction OPTOTRONIC LED Power Supply
	Certificates OTI DALI 35 NFC TW L EATON AM3294 220620

## Product datasheet

	Certificates OTI DALI 35 NFC TW L INOTEC AM32494 220620
	Certificates OT ENEC 40038447 130722
	Certificates OT EMC 40044675 031022
	Declarations of conformity OTi DALI NFC TW L CE 4222044 200821
	Declarations of conformity OTI DALI NFC TW L UK DoC 4281073 040221
	CAD data OTI DALI NFC TW L IGS 020320
	CAD data OTI DALI NFC TW L STEP 020320
	CAD Data 2-dim OTI DALI NFC TW L CAD2PDF 020320
	CAD data 3-dim OTI DALI NFC TW L CAD3PDF 020320

### Ecodesign regulation information:

Intended for use with LED modules.

The forward voltage of the LED light source shall be within the defined operating window of the control gear in all operating conditions including dimming if applicable.

Separate control gear and light sources must be disposed of at certified disposal companies in accordance with Directive 2012/19/EU (WEEE) in the EU and with Waste Electrical and Electronic Equipment (WEEE) Regulations 2013 in the UK. For this purpose, collection points for recycling centres and take-back systems (CRSO) are available from retailers or private disposal companies, which accept separate control gear and light sources free of charge. In this way, raw materials are conserved and materials are recycled.

### Logistical Data

Product code	Product description	Packaging unit (Pieces/Unit)	Dimensions (length x width x height)	Volume	Gross weight
4062172092968	OTi DALI 35/220...240/700 NFC TW L	Shipping carton box 20	385 mm x 160 mm x 100 mm	6.16 dm <sup>3</sup>	6174.00 g

The mentioned product code describes the smallest quantity unit which can be ordered. One shipping unit can contain one or more single products. When placing an order, for the quantity please enter single or multiples of a shipping unit.



## Product datasheet

---

### Disclaimer

Subject to change without notice. Errors and omission excepted. Always make sure to use the most recent release.