


## IT FIT 60/220...240/1A4 CS

ICUTRONIC FIT CS (sq) | Compact constant current LED driver – Non dimmable



### Product family features

- Lifetime: up to 50,000 h (temperature at max.  $t_c$ )
- Cable clamp kit for independent mounting

### Product family benefits

- Higher quality of light thanks to low output ripple current
- High flexibility due to four different output currents
- Small housing for flexible luminaire designs
- High efficiency

### Areas of application

- Suitable for downlights, spotlights and LED panels
- Suitable for luminaires of protection classes I and II

## Technical data

### Electrical data

Nominal input voltage	220...240 V
Mains frequency	50...60 Hz
Input voltage AC	198...264 V <sup>1)</sup>
Total harmonic distortion	< 10 %
Power factor $\lambda$	0.98 <sup>2)</sup>
Efficiency in full-load	90 % <sup>3)</sup>
Device power loss	6.5 W
Protective conductor current	<0.7 mA
Inrush current	< 50 A <sup>4)</sup>
Max. ECG no. on circuit breaker 10 A (B)	25
Max. ECG no. on circuit breaker 10 A (C)	37
Max. ECG no. on circuit breaker 16 A (B)	40
Max. ECG no. on circuit breaker 16 A (C)	60
Surge capability (L/N-Ground)	2 kV
Surge capability (L-N)	1 kV
Nominal output voltage	27...57 / 27...52 / 27...48 / 27...43 / 27...40 V <sup>5)</sup>
U-OUT (working voltage)	70 V
Nominal output current	825 / 900 / 975 / 1050 / 1000 / 1200 / 1300 / 1400 mA
Output current tolerance	±5 %
Output ripple current (100 Hz)	< 3 % <sup>6)</sup>
Output PSTLM	≤1
Output SVM	≤0.4
Nominal output power	22.3...60 W
Maximum output power	60 W
Galvanic isolation	SELV
Galvanic isolation primary/secondary	SELV
Current set	DipSwitch
Default output current	1400 mA

<sup>1)</sup> Safety voltage range

<sup>2)</sup> Full load at 230 V/50 Hz

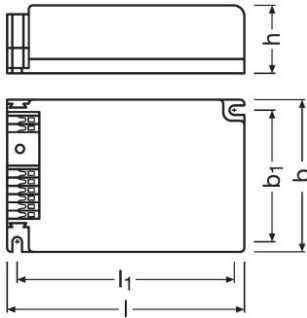
<sup>3)</sup> at 230 V, 50 Hz

<sup>4)</sup>  $t_{width} = 70 \mu s$  (measured at 50 %  $I_{peak}$ )

<sup>5)</sup> At 825/900/975/1050 mA / At 1100 mA / At 1200 mA / At 1300 mA / At 1400 mA

<sup>6)</sup> Ripple / average @ 100 Hz

## Dimensions & weight



Mounting hole spacing, length	94.0 mm
Mounting hole spacing, width	58.0 mm
Product weight	155.00 g
Cable cross-section, input side	0.5...1.5 / 0.75...1.5 mm <sup>2 1)</sup>
Cable cross-section, output side	0.5...1.5 / 0.75...1.5 mm <sup>2 1)</sup>
Wire preparation length, input side	7...8 mm
Wire preparation length, output side	7...8 mm
Length	103.0 mm
Width	67.0 mm
Height	29.5 mm

<sup>1)</sup> Solid/ Flexible Leads

## Colors & materials

Casing material	Plastic
-----------------	---------

## Temperatures & operating conditions

Ambient temperature range	-20...+50 °C
Maximum temperature at tc test point	70 °C <sup>1)</sup>
Max.housing temperature in case of fault	110 °C
Temperature range at storage	-40...+85 °C
Permitted rel. humidity during operation	5...85 % <sup>2)</sup>

<sup>1)</sup> Measured on tc point indicated of the product label.

<sup>2)</sup> Maximum 56 days/year at 85 %

## Lifespan

ECG lifetime	50000 h <sup>1)</sup>
--------------	-----------------------

<sup>1)</sup> At maximum T<sub>c</sub> = 80°C / 10% failure rate

## Product datasheet

### Additional product data

Encapsulated	No
--------------	----

### Capabilities

Dimmable	No
Overheating protection	Automatic switch off, reversible
Overload protection	Automatic reversible
Short-circuit protection	Automatic reversible
No-load proof	Yes
Intended for no-load operation	No
Max. cable length to lamp/LED module	2.0 m <sup>1)</sup>
Suitable for fixtures with prot. class	I / II
Type of connection, input side	Push terminal
Type of connection, output side	Push terminal
Suitable for through-wiring	Yes with optional cable clamp
Programming interface	Dipswitch
Number of channels	1

<sup>1)</sup> Output wires must be routed as close as possible to each other

### Programming

Programming device	DIPswitch
--------------------	-----------

### Certificates & standards

Approval marks – approval	ENEC 05 / CCC / RCM / CE
Standards	Acc. to IEC 61347-1/Acc. to IEC 61347-2-13/Acc. to IEC 62384/Acc. to CISPR 15/Acc. to IEC 61000-3-2/Acc. to IEC 61000-3-3/Acc. to IEC 61547
Type of protection	IP20
Protection class	II

### Logistical data

Commodity code	850440839000
----------------	--------------






### Environmental information

<b>Information according Art. 33 of EU Regulation (EC) 1907/2006 (REACH)</b>	
Date of Declaration	19-05-2023
Primary Article Identifier	4062172306072
Candidate List Substance 1	Lead

## Product datasheet

CAS No. of substance 1	7439-92-1
Safe Use Instruction	The identification of the Candidate List substance is sufficient to allow safe use of the article.
Declaration No. in SCIP database	c794346c-4129-4db6-8e47-8f306063f90d

### Download Data

File
 User instruction ICUTRONIC LED Power Supply
 User instruction User manual of G15111742 IT FIT 60 1A4 CS
 Certificates IT FIT 60 CS ENEC U6 084117 0132 210423
 CAD data OT FIT 75 1A6 CS STEP 220319
 CAD data PDF OT FIT 75 1A6 CS CAD3PDF 220319

### Ecodesign regulation information:

- Intended for use with LED modules.  
The forward voltage of the LED light source shall be within the defined operating window of the control gear in all operating conditions including dimming if applicable.

Separate control gear and light sources must be disposed of at certified disposal companies in accordance with Directive 2012/19/EU (WEEE) in the EU and with Waste Electrical and Electronic Equipment (WEEE) Regulations 2013 in the UK. For this purpose, collection points for recycling centres and take-back systems (CRSO) are available from retailers or private disposal companies, which accept separate control gear and light sources free of charge. In this way, raw materials are conserved and materials are recycled.

### Logistical Data

Product code	Product description	Packaging unit (Pieces/Unit)	Dimensions (length x width x height)	Volume	Gross weight
4062172306072	IT FIT 60/220...240/1A4 CS	Shipping carton box 20	353 mm x 223 mm x 95 mm	7.48 dm <sup>3</sup>	3410.00 g

The mentioned product code describes the smallest quantity unit which can be ordered. One shipping unit can contain one or more single products. When placing an order, for the quantity please enter single or multiples of a shipping unit.

### Accessories Optional

## Product datasheet

Product description	Accessory name	Accessory code
IT FIT 60/220...240/1A4 CS	OT CABLE CLAMP B-STYLE	▶ 4052899077881
IT FIT 60/220...240/1A4 CS	OT CABLE CLAMP B-STYLE TL	▶ 4052899948051

---

### Disclaimer

Subject to change without notice. Errors and omission excepted. Always make sure to use the most recent release.