

## OT FIT 75/220-240/1A6 CS

ICUTRONIC FIT CS (sq) | Compact constant current LED driver – Non dimmable



### Product family features

- Lifetime: up to 50,000 h (temperature at max.  $t_c$ )
- Cable clamp kit for independent mounting

### Product family benefits

- Higher quality of light thanks to low output ripple current
- High flexibility due to four different output currents
- Small housing for flexible luminaire designs
- High efficiency

### Areas of application

- Suitable for downlights, spotlights and LED panels
- Suitable for luminaires of protection classes I and II

## Technical data

### Electrical data

Nominal input voltage	220...240 V
Mains frequency	50...60 Hz
Input voltage AC	198...264 V
Total harmonic distortion	< 10 % <sup>1)</sup>
Power factor $\lambda$	0.95...0.98
Efficiency in full-load	91 % <sup>2)</sup>
Device power loss	8.6 W <sup>3)</sup>
Protective conductor current	<0.7 mA
Inrush current	< 40 A <sup>4)</sup>
Max. ECG no. on circuit breaker 10 A (B)	10
Max. ECG no. on circuit breaker 10 A (C)	16
Max. ECG no. on circuit breaker 16 A (B)	16
Max. ECG no. on circuit breaker 16 A (C)	26
Surge capability (L/N-Ground)	2 kV
Surge capability (L-N)	1 kV
Nominal output voltage	27...57 / 27...42 V <sup>5)</sup>
U-OUT (working voltage)	70 V
Nominal output current	1200 / 1350 / 1500 / 1650 mA
Output current tolerance	±7.5 %
Output ripple current (100 Hz)	< 5 %
Output PSTLM	≤1
Output SVM	≤0.4
Nominal output power	32.5...77 W
Maximum output power	77 W
Galvanic isolation	SELV
Galvanic isolation primary/secondary	SELV
Current set	DipSwitch
Default output current	1650 mA

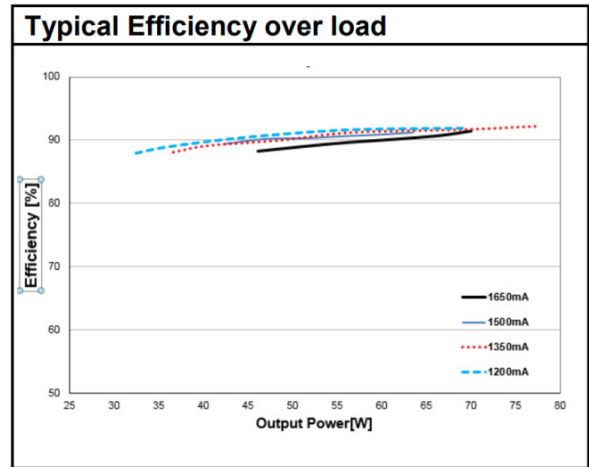
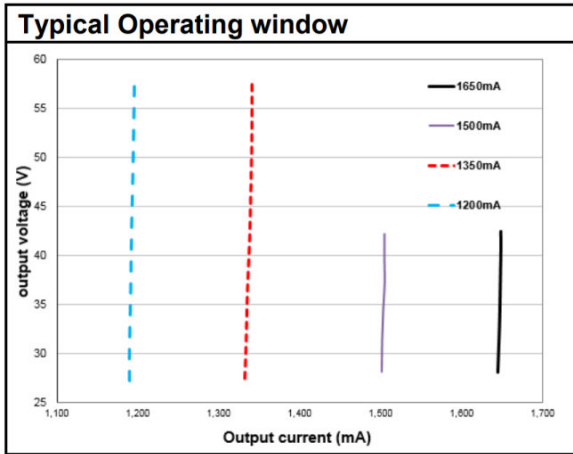
<sup>1)</sup> At full load, 230 V, 50 Hz / see graphs

<sup>2)</sup> at 230 V, 50 Hz

<sup>3)</sup> At 230 V, Input power 85.5 W max.

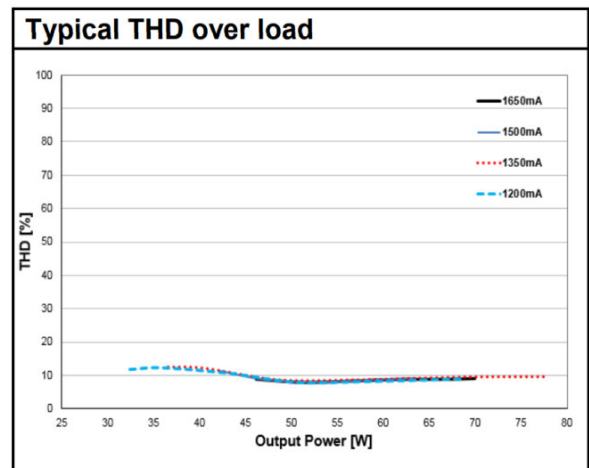
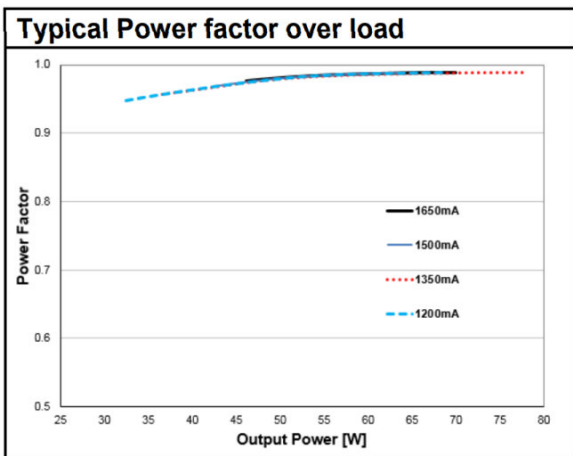
<sup>4)</sup>  $t_{width} = 200 \mu s$  (measured at 50 %  $I_{peak}$ )

<sup>5)</sup> At output current 1200/1350 mA / At output current 1500/1650 mA



OT FIT 75220-2401A6 CS Operating Window

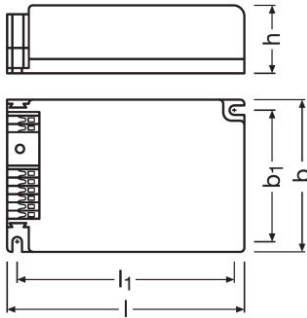
OT FIT 75220-2401A6 CS Typical Efficiency vs. Load (230 V 50 Hz)



OT FIT 75220-2401A6 CS Typical Power Factor vs. Load

OT FIT 75220-2401A6 CS Typical THD Vs Load

## Dimensions & weight



<b>Mounting hole spacing, length</b>	94.0 mm
<b>Mounting hole spacing, width</b>	58.0 mm
<b>Product weight</b>	170.00 g
<b>Cable cross-section, input side</b>	0.5...1.5 / 0.75...1.5 mm <sup>2</sup> <sup>1)</sup>
<b>Cable cross-section, output side</b>	0.5...1.5 / 0.75...1.5 mm <sup>2</sup> <sup>1)</sup>
<b>Wire preparation length, input side</b>	7...8 mm
<b>Wire preparation length, output side</b>	7...8 mm
<b>Length</b>	103.0 mm
<b>Width</b>	67.0 mm
<b>Height</b>	29.5 mm

<sup>1)</sup> Solid/ Flexible Leads

## Colors & materials

<b>Casing material</b>	Plastic
------------------------	---------

## Temperatures & operating conditions

<b>Ambient temperature range</b>	-20...+50/-20...+45 °C <sup>1)</sup>
<b>Maximum temperature at tc test point</b>	80 °C
<b>Max.housing temperature in case of fault</b>	110 °C
<b>Temperature range at storage</b>	-20...80 °C
<b>Permitted rel. humidity during operation</b>	5...85 % <sup>2)</sup>

<sup>1)</sup> At output current 1200/1350/1500 mA/At output current 1650 mA

<sup>2)</sup> Non-condensing

## Lifespan

<b>ECG lifetime</b>	50000 / 30000 h <sup>1)</sup>
---------------------	-------------------------------

<sup>1)</sup>  $T_c = 70^\circ\text{C}$ , with max. 10% failure rate /  $T_c = 80^\circ\text{C}$ , with max. 10% failure rate

**Additional product data**

Predecessor EAN	4052899917583
-----------------	---------------

**Capabilities**

Dimmable	No
Overheating protection	Automatic reversible
Overload protection	Automatic reversible
Short-circuit protection	Automatic reversible
No-load proof	Yes
Intended for no-load operation	No
Max. cable length to lamp/LED module	2.0 m <sup>1)</sup>
Suitable for fixtures with prot. class	I / II
Type of connection, input side	Push terminal
Type of connection, output side	Push terminal
Suitable for through-wiring	Yes with optional cable clamp
Number of channels	1

<sup>1)</sup> Output wires must be routed as close as possible to each other

**Programming**

Programming device	DIPswitch
--------------------	-----------

**Certificates & standards**

Approval marks – approval	CCC / CE / RCM / ENEC 05
Standards	Acc. to IEC 61347-1/Acc. to IEC 61347-2-13/Acc. to IEC 62384/Acc. to IEC 61000-3-2/Acc. to IEC 61000-3-3/Acc. to IEC 61547/Acc. to CISPR 15
Type of protection	IP20
Protection class	II

**Logistical data**

Commodity code	850440839000
----------------	--------------







**Environmental information**

Information according Art. 33 of EU Regulation (EC) 1907/2006 (REACH)	
Date of Declaration	25-05-2023
Primary Article Identifier	4052899999565
Candidate List Substance 1	Lead
CAS No. of substance 1	7439-92-1

## Product datasheet

<b>Safe Use Instruction</b>	The identification of the Candidate List substance is sufficient to allow safe use of the article.
<b>Declaration No. in SCIP database</b>	c6979e2a-02ee-44da-a72b-c8b4cdba2eef

### Download Data

File	
	User instruction OPTOTRONIC LED Power Supply
	Certificates OT FIT 75 CS DEKRA 35 106549 160620
	Declarations of conformity OT FIT CS UK DoC 4290089 150322
	Declarations of conformity OT FIT CS CE 3667905 150322
	CAD data OT FIT 75 1A6 CS STEP 220319
	CAD data PDF OT FIT 75 1A6 CS CAD3PDF 220319

### Ecodesign regulation information:

Intended for use with LED modules.

The forward voltage of the LED light source shall be within the defined operating window of the control gear in all operating conditions including dimming if applicable.

Separate control gear and light sources must be disposed of at certified disposal companies in accordance with Directive 2012/19/EU (WEEE) in the EU and with Waste Electrical and Electronic Equipment (WEEE) Regulations 2013 in the UK. For this purpose, collection points for recycling centres and take-back systems (CRSO) are available from retailers or private disposal companies, which accept separate control gear and light sources free of charge. In this way, raw materials are conserved and materials are recycled.

### Logistical Data

Product code	Product description	Packaging unit (Pieces/Unit)	Dimensions (length x width x height)	Volume	Gross weight
4052899999565	OT FIT 75/220-240/1A6 CS	Shipping carton box 20	353 mm x 223 mm x 101 mm	7.95 dm <sup>3</sup>	3742.00 g

The mentioned product code describes the smallest quantity unit which can be ordered. One shipping unit can contain one or more single products. When placing an order, for the quantity please enter single or multiples of a shipping unit.

### Accessories Optional

## Product datasheet

Product description	Accessory name	Accessory code
OT FIT 75/220-240/1A6 CS	OT CABLE CLAMP B-STYLE	▶ 4052899077881
OT FIT 75/220-240/1A6 CS	OT CABLE CLAMP B-STYLE TL	▶ 4052899948051

---

### Disclaimer

Subject to change without notice. Errors and omission excepted. Always make sure to use the most recent release.