

OT FIT 75/220...240/550 D CS L

OPTOTRONIC FIT D CS L (Dip Switch) EL | Linear / Area Constant Current – Non dimmable



Product family features

- Line frequency: 0 Hz | 50 Hz | 60 Hz
- Supply voltage: 220...240 V
- Line voltage: 198...264 V
- DC detection (0 Hz, pulsating DC), on/off switchable
- Wide output current range
- Lifetime: up to 100,000 h (temperature at $T_c = 65^\circ\text{C}$, max. 10 % failure rate)
- Non-isolated drivers

Product family benefits

- Flexible current setting (DIPswitch – 6 currents)
- Higher quality of light thanks to low output ripple current
- High efficiency
- User flexibility with six different output currents from one driver
- Safety requirement due to overload, overtemperature, short-circuit protection
- Long reliable life at maximum permitted temperatures
- Enable slim fixture design with flat 21 mm height metal housing

Areas of application

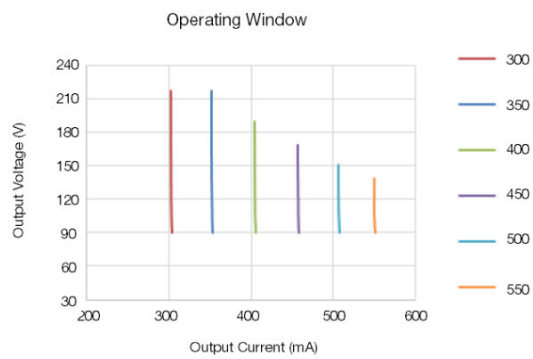
- Linear and area lighting
- Office, industrial and shop lighting
- Suitable for luminaires of protection class I
- Installation in emergency lighting systems according to IEC 61347-2-13, appendix J
- Suitable for installation in emergency lighting systems according to EN 60598-2-22

Technical data

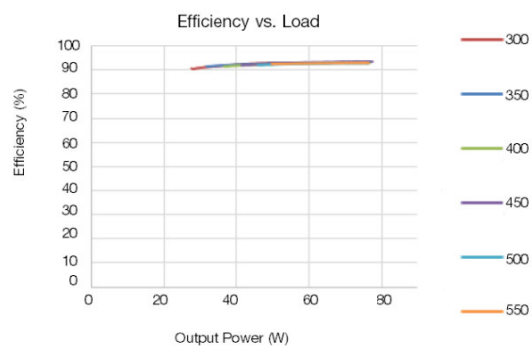
Electrical data

Nominal input voltage	220...240 V
Mains frequency	0/50/60 Hz
Input voltage AC	198...264 V
Current set	DipSwitch
Power factor λ	085C095
Efficiency in full-load	92 % ¹⁾
Device power loss	6.5 W ²⁾
Inrush current	23 A ³⁾
Max. ECG no. on circuit breaker 10 A (B)	10
Max. ECG no. on circuit breaker 16 A (B)	17
Surge capability (L/N-Ground)	2 kV ⁴⁾
Surge capability (L-N)	1 kV
Nominal output voltage	90...216 / 90...188 / 90...167 / 90...150 / 90...136 V ⁵⁾
Nominal output current	300 / 350 / 400 / 450 / 500 / 550 mA ⁶⁾
Output PSTLM	≤ 1
Output SVM	≤ 0.4
Nominal output power	31.5...75 W ⁷⁾
Maximum output power	75 W
Output ripple current (100 Hz)	< 3 %

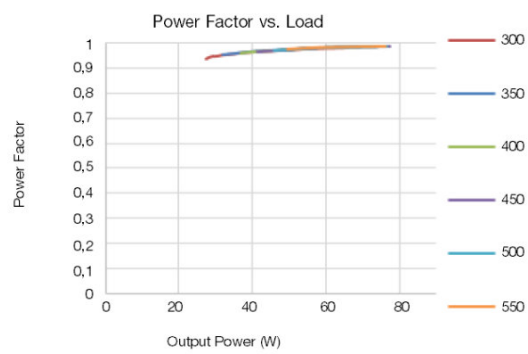
1) at 230 V, 50 Hz
2) Full load, 230 Vac, 50Hz / 60Hz
3) At 310 μ s
4) L/N – PE acc to EN 61547 Clause 5.7
5) At 300/350 mA output current / At 400 mA output / At 450 mA output / At 500 mA output / At 550 mA output
6) Default current 350 mA
7) Partial load



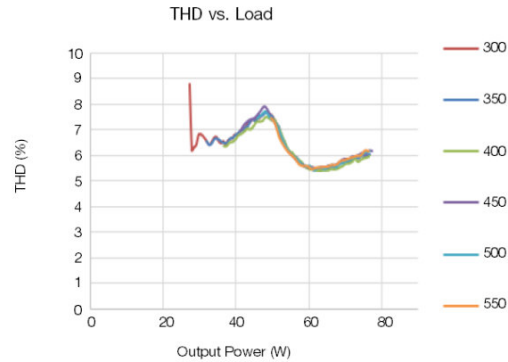
OT FIT 75 220-240 550 D CS L Operating Window



OT FIT 75 220-240 550 D CS L Typical Efficiency vs Load



OT FIT 75 220-240 550 D CS L Typical Power Factor vs Load



OT FIT 75 220-240 550 D CS L Typical THD vs Load

Dimensions & weight



Mounting hole spacing, length	200.0 mm
Product weight	15000 g
Cable cross-section, input side	0.5...1.5 mm ²
Wire preparation length, input side	8.0...9.0 mm
Length	2100 mm
Width	300 mm
Height	210 mm

Temperatures & operating conditions

Ambient temperature range	-25...+55 °C
Maximum temperature at tc test point	75 °C
Max.housing temperature in case of fault	110 °C
Temperature range at storage	-25...85 °C
Permitted rel. humidity during operation	5...85 % ¹⁾

¹⁾ Non-condensing

Lifespan

ECG lifetime	50000 / 100000 h ¹⁾
--------------	--------------------------------

¹⁾ At maximum T_c = 75°C / 10% failure rate / At maximum T_c = 65°C / 10% failure rate

Capabilities

Dimmable	No
Overheating protection	Automatic reversible
Overload protection	Automatic reversible
Short-circuit protection	Automatic reversible
No-load proof	Yes
Intended for no-load operation	No

Product datasheet

Max. cable length to lamp/LED module	2.0 m ¹⁾
Suitable for fixtures with prot. class	I
Number of channels	1

¹⁾ Output wires must be routed as close as possible to each other

Programming

Programming device	DIPswitch
--------------------	-----------

Certificates & standards

Approval marks – approval	CE / ENEC / CCC / RCM / UKCA / BIS / EAC
Standards	Acc. to IEC 61347-1/Acc. to IEC 61347-2-13/Acc. to IEC 62384/Acc. to IEC 61000-3-2/Acc. to IEC 61000-3-3/Acc. to IEC 61547/Acc. to EN 55015
Type of protection	IP20

Logistical data

Commodity code	85044083900
----------------	-------------

Environmental information




Information according Art. 33 of EU Regulation (EC) 1907/2006 (REACH)	
Date of Declaration	16-08-2023
Primary Article Identifier	4062172285315
Candidate List Substance 1	Lead
CAS No. of substance 1	7439-92-1
Safe Use Instruction	The identification of the Candidate List substance is sufficient to allow safe use of the article.
Declaration No. in SCIP database	a9258e78-7098-49f9-8b82-4faea04d10e0

Product datasheet

Additional product information

- Hot plug-in or secondary switching of LEDs is not permitted and may cause a very high current to the LEDs.
- Indication that the lamp control gear relies upon the luminaire enclosure for protection against accidental contact with live parts.
- The control gear is not intended for use in luminaires for high-risk task area lighting.
- Input overvoltage protection: the driver withstands an input voltage up to 305 Vac for a maximum of two hours, shut down of the output load might occur in case the supply voltage exceeds the declared input voltage range.
- Input surge protection: the unit is protected against surge up to 1kV between L-N (symmetric surge) and 2 kV L/N-PE (asymmetric surge). During an asymmetric surge, the voltage between the LED outputs and PE is equal or lower than the applied surge voltage.
- Output short circuit / undervoltage protection: shut down of the load happens if Vout is out of the operating range.
- Output over voltage protection: shut down of the load might happen if Vout exceeds the output maximum voltage (depending on current).Step 1: output current reduction to decrease Vout;Step 2: shut down of the load at longer or extreme overvoltage.
- No load protection: the driver automatically adjusts the output voltage to the maximum output voltage which is auto defined by output current setting if no load is connected. Auto-reversible with the correct load connected;
- Over temperature protection: the unit is protected against temporary overheating by automatic reduction of the output current when $t_c > 75^{\circ}\text{C}$.
- Switch over time: lower than 0.5 s, from AC to DC mains and viceversa.
- Output power hold time: $> 4\text{ ms}$, in case of mains dips.
- Emergency lighting: this LED power supply is suitable for emergency lighting fixtures acc. to EN 60598-2-22; according to EN 61347-2-13 Annex J.

Download Data

File	
	User instruction OPTOTRONIC LED Power Supply
	Certificates OT FIT 60 75 D CS L CCC 2022171002004620 102122
	Certificates OT FIT D CS L ENEC 35-124598 102122

Ecodesign regulation information:

Intended for use with LED modules.

The forward voltage of the LED light source shall be within the defined operating window of the control gear in all operating conditions including dimming if applicable.

Separate control gear and light sources must be disposed of at certified disposal companies in accordance with Directive 2012/19/EU (WEEE) in the EU and with Waste Electrical and Electronic Equipment (WEEE) Regulations 2013 in the UK. For this purpose, collection points for recycling centres and take-back systems (CRSO) are available from retailers or private disposal companies, which accept separate control gear and light sources free of charge. In this way, raw materials are conserved and materials are recycled.

Product datasheet

Logistical Data

Product code	Product description	Packaging unit (Pieces/Unit)	Dimensions (length x width x height)	Volume	Gross weight
4062172285315	OT FIT 75/220...240/550 D CS L	Shipping carton box 20	237 mm x 162 mm x 130 mm	4.99 dm ³	3309.00 g

The mentioned product code describes the smallest quantity unit which can be ordered. One shipping unit can contain one or more single products. When placing an order, for the quantity please enter single or multiples of a shipping unit.

Disclaimer

Subject to change without notice. Errors and omission excepted. Always make sure to use the most recent release.