

# Cube PX Flood Beam



### Flood Beam Pattern

For a wide and broad light distribution



### 1500 to 4500 Lumens

Selection of 4 different power levels per beam pattern



### Matrix Portfolio

A vehicle-specific lighting set-up can be put together individually. Mix & match. Vary and combine



### IP & IK protection classes

Tested and validated in a DIN-certified environmental simulation laboratory regarding extreme external influences such as water, dust, shocks, impacts, heat, cold, permanent vibrations and many more



### Professional light for professional work

With the OSRAM LEDriving Professional Series PX working lights portfolio, it is now possible to find exactly the right lighting for a wide range of special professional tasks and applications. The 16 working lights in total score points with maximum optical efficiency, effectiveness, and homogeneous light distribution. The modular series focuses on the most important aspects of worklight use: Illumination, performance, quality, shape, durability, functionality, and thus can also result in increased safety at work for you and others. The optimal factors can be selected and prioritized for each corresponding application; thus, with these high-performance lights, a complete vehicle-specific lighting set-up can be put together, that this is perfectly applicable to the respective individual requirements and needs. The working lights are suitable for 12V and 24V vehicles and a total of four beam patterns - Flood, Spot, Wide and Ultra-Wide - and four power levels - 1500lm, 2500lm, 3500lm and 4500lm - are available for each light. In addition, they can be mounted in three different ways: Direct mounting, flexible standard mounting, and heavy-duty mounting. Additionally, OSRAM has developed specially designed mounting kits and a cable with DT-connector. Validated according to the highest IP & IK protection classes IP6K8 & IP6K9K and CISPR25 Class 5, the Professional Series is designed to meet the highest OE standards and requirements of the automotive industry. OSRAM provides a 5-year guarantee on these products<sup>1)2)1)</sup> Additional working lights without ECE approval for use as work lights are approved for use on any vehicle according to German Road Traffic Licensing Regulations (StVZO) §52 (7). However, they must not be used and switched on while driving. In addition, individual special regulations, and laws of countries outside Germany must be observed.<sup>2)</sup> For precise conditions refer to: [www.osram.com/am-guarantee](http://www.osram.com/am-guarantee)

# Product datasheet

## Technical data

### Product information

Application (Category and Product specific)	Working light application
---	---------------------------

### General Product Information

Global order reference	LEDPWL 115
------------------------	------------

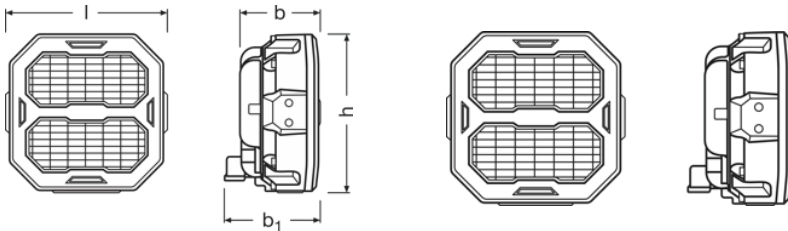
### Electrical Data

Nominal voltage	12/24 V
Nominal wattage	15 W

### Photometric Data

Nominal luminous flux	1500 lm
Color temperature	6000 K
Light distance at 1lx	70 m

### Physical Attributes & Dimensions



Product weight	649.00 g
Length	117.1 mm
Width	67.4 mm
Height	113.4 mm

### Lifetime Data

Guarantee	5 years
-----------	---------

### Additional product data

Connector to lamp	DT Connector
-------------------	--------------

## Product datasheet

### Capabilities

Technology	LED
------------	-----

### Certificates & standards

Type of protection	IP6K8/IP6K9K
Standards	ECE R10 / CISPR25 / CLASS 5 / FCC part 15b

### Logistical data

Commodity code	85122000900
----------------	-------------

### Environmental & Regulatory Information





Information according Art. 33 of EU Regulation (EC) 1907/2006 (REACH)	
Date of declaration	22-09-2024
Declaration no. in SCIP database	In work

### Logistical Data

Product code	Product description	Packaging unit (Pieces/Unit)	Dimensions (length x width x height)	Volume	Gross weight
4062172279680	Cube PX 1500 FLOOD LEDPWL 115-FL	Folding carton box 1	122 mm x 116 mm x 76 mm	1.08 dm <sup>3</sup>	673.00 g
4062172279697	Cube PX 1500 FLOOD LEDPWL 115-FL	Shipping carton box 10	391 mm x 253 mm x 135 mm	13.35 dm <sup>3</sup>	6914.00 g

The mentioned product code describes the smallest quantity unit which can be ordered. One shipping unit can contain one or more single products. When placing an order, for the quantity please enter single or multiples of a shipping unit.

### Download Data

File
 User instruction LEDriving PROFESSIONAL WORKING LIGHTS
 Movie application LEDriving D and W Image Video Bringing light to life (EN)
 Movie application LEDriving Driving and Working Lights Reference Video (EN)
 Movie application OSRAM LEDdriving and working lights Imagefilm (EN)



Movie application  
OSRAM Quality Testing LEDriving working and driving lights (EN)

### Safety advice

For detailed application information, please refer to the product data sheet and the user instruction

### Legal advice

1) Additional working lights without ECE approval for use as work lights are approved for use on any vehicle according to German Road Traffic Licensing Regulations (StVZO) §52 (7). However, they must not be used and switched on while driving. In addition, individual special regulations, and laws of countries outside Germany must be observed.2)For precise conditions refer to: [www.osram.com/am-guarantee](http://www.osram.com/am-guarantee)

### Application advice

For more detailed application information and graphics please see product datasheet.

### Disclaimer

Subject to change without notice. Errors and omission excepted. Always make sure to use the most recent release.

# OSRAM