

Flexible Mounting Kit



360° Flexible Mounting

Particularly flexible bracket for the installation of the LEDriving working lights Professional Series PX



Easy Installation

The bracket can be fixed to the vehicle with only one central screw



Matrix Portfolio

A vehicle-specific lighting set-up can be put together individually. Mix & match. Vary and combine



5-year OSRAM guarantee

OSRAM products are innovative and technologically high-quality products that are carefully tested and subject to the strict monitoring undertaken by the OSRAM quality assurance system

Professional light for professional work

With the OSRAM LEDriving Professional Series PX working lights portfolio, it is now possible to find exactly the right lighting for a wide range of special professional tasks and applications. Additionally, they can be mounted in three different ways: Direct mounting, flexible standard mounting, and heavy-duty mounting. OSRAM has developed specially designed mounting kits and a cable with DT-connector. The LEDriving Mounting Kit PX for a particular flexible assembly is compatible with all OSRAM LEDriving working lights of the Professional Series PX. It can be mounted to the vehicle with only one central screw, it is quick and easy to mount, and this also allows a faster and easier installation of the LEDriving working lights Professional Series PX. All components of the mounting kit are made of stainless steel, it has a vibration resistance of at least 8g rms and is therefore designed for everyday use on construction site vehicles, tractors, etc. In addition, the bracket can be adjusted to a tilt angle of up to +/- 15 degrees and can even be rotated up to 360° to direct the light of the working lights where it is needed. OSRAM provides a 5-year guarantee on these products¹⁾²⁾

1) Additional working lights without ECE approval for use as work lights are approved for use on any vehicle according to German Road Traffic Licensing Regulations (StVZO) §52 (7). However, they must not be used and switched on while driving. In addition, individual special regulations, and laws of



Product family datasheet

countries outside Germany must be observed.

2) For precise conditions refer to: www.osram.com/am-guarantee

Product family datasheet







Technical data

Product description	Environmental & Regulatory Information Information according Art. 33 of EU Regulation (EC) 1907/2006 (REACH)			
	Primary article identifier	Candidate list substance 1	CAS No. of substance 1	Safe use instruction
Mounting Kit PX LEDPWL ACC 101	4062172294768	Lead	7439-92-1	The identification of the Candidate List substance is sufficient to allow safe use of the article.

Product description	Declaration no. in SCIP database
Mounting Kit PX LEDPWL ACC 101	805740d6-70d3-41a2-b8af-283c5c51cf05

Product family datasheet

Download Data

File	
	User instruction LEDriving PROFESSIONAL WORKING LIGHTS
	User instruction GPRS_Safety symbols instructions
	Movie application LEDriving D and W Image Video Bringing light to life (EN)
	Movie application LEDriving Driving and Working Lights Reference Video (EN)
	Movie application OSRAM LEDdriving and working lights Imagefilm (EN)
	Movie application OSRAM Quality Testing LEDriving working and driving lights (EN)

Safety advice

For detailed application information, please refer to the product data sheet and the user instruction

Legal advice

1) Additional working lights without ECE approval for use as work lights are approved for use on any vehicle according to German Road Traffic Licensing Regulations (StVZO) §52 (7). However, they must not be used and switched on while driving. In addition, individual special regulations, and laws of countries outside Germany must be observed.2)For precise conditions refer to: www.osram.com/am-guarantee

Application advice

For more detailed application information and graphics please see product datasheet.

Disclaimer

Subject to change without notice. Errors and omission excepted. Always make sure to use the most recent release.