

Technical data

Reference:	OTe 9/220-240/350 PC
For LED modules:	350 mA LED
Nominal Voltage:	220 – 240 V _{AC}
Line Current, nominal:	56mA @ 230V
Mains Frequency:	50/60 Hz
Protection Class:	II
Output Current:	350 mA _{DC}
(Remark)	+/- 5%
Output voltage:	17 V _{DC} – 29 V _{DC}
(Remark)	Maximum < 32 V _{DC}
Output Power:	10 W
(Remark)	Partial Load 6W .. 10W
Rated Power factor:	≥ 0,9 (full load) @ 230V > 0,85 (minimum load) @ 230V
Power Loss:	< 3 W max.
ECG efficiency:	≥ 77%
(Remark)	full load at 230V
Power Loss in no load condition	< 1,5 W
(Remark):	No load condition
Input Voltage:	195 – 264 V _{AC}
(Remark)	Permitted voltage range
DC Voltage:	No
Dimmable:	Yes
(Remark)	Suitable for use with electronic leading- and trailing edge dimmer (Phase Cut)
Dimming Range:	10%.....100%
No-load proof:	Yes
Short circuit protection:	Automatic, reversible
Overload protection:	Automatic, reversible
Overtemperature protection:	Automatic, reversible
Ambient temperature range, t _a :	-20 °C to +50 °C
Max. case temperature at t _c point:	65 °C
ECG Lifetime:	50.000h
(Remark)	at t _{case} = 65 °C at t _c point and 10% failure rate
Maximum casing temperature in case of fault	110°C




OPTOTRONIC®

OTe 9/220-240/350 PC

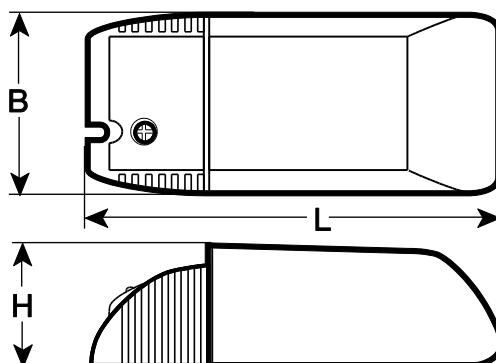
350mA Constant Current LED Power Supply with
PhaseCut functionality

Technical Information

Edition: Jan 2013
Subject to change

Inrush current: (Remark)	< 10 A $t_{width} = 250 \mu s$ (measured at 50% Ipeak)
Max. no. of ECG @ circuit breakers 10 A (B type):	110
Max. no. of ECG @ circuit breakers 16 A (B type):	180
Terminal:	Input: Screw terminals Output: Screw terminals
Cable cross section input side (Remark)	0,5 mm ² – 2,5 mm ² Solid and flexible
Wire preparation length Input side:	5,0 mm
Cable cross section output side: (Remark)	0,5 mm ² – 2,5 mm ² Solid and flexible
Wire preparation length output side:	5,0 mm
Max. cable length - system:	2 m
Geometry (l x b x h):	109 x 53 x 33 mm
Weight:	~ 100g
IP Code: (Remark)	IP20
Safety:	IEC 61347-1, IEC 61347-2-13
Performance:	IEC 62384
Radio interference:	CISPR 15
Harmonic content:	IEC 61000-3-2
Immunity:	IEC 61000-3-3 IEC 61547
Surge capability:	L-N: 1kV
Galvanic isolation primary/secondary : (Remark)	3,75 kVrms SELV-equivalent
Approvals:	 ,  , 

Geometry

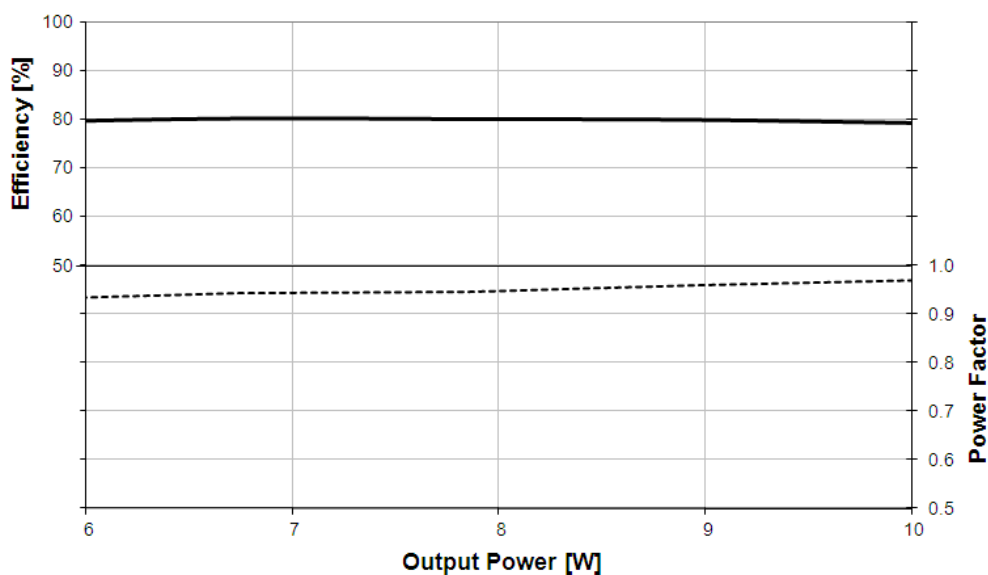


$l = 109 \text{ mm}$, $b = 53 \text{ mm}$, $h = 33 \text{ mm}$

Ordering information

	EAN 10	EAN 40
OTe 9/220-240/350 PC	4008321978387	4008321978394

Typical Efficiency and Power Factor versus Load



OPTOTRONIC®
OTe 9/220-240/350 PC
350mA Constant Current LED Power Supply with
PhaseCut functionality

**Technical
Information**
Edition: Jan 2013
Subject to change

Earth connection

Earth connection is not required.

Installation notes

The luminaire manufacturer is responsible for providing the required clearances and creepage distances and also for the protection against electrical shock, especially for the line and load wires according EN 60598.

Ballast losses and LED Module heat radiation can lead to heat accumulation in a complete closed case. Therefore it is necessary to ensure, that the temperature at the measuring point t_c does not exceed the maximum value.

Instruction sheet

Please consult the instruction sheet for further important information on e.g. wire stripping and wiring limitations in system installations. The instruction sheet is enclosed with the device or available upon request.