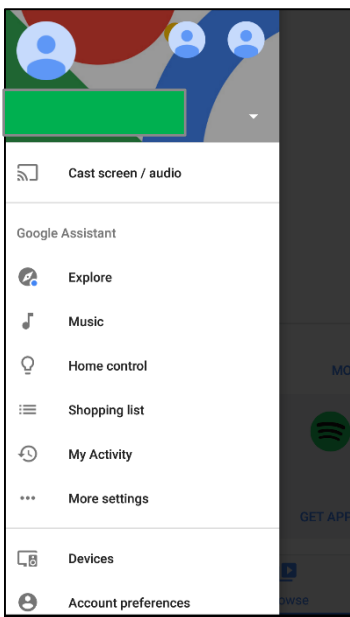


Light is OSRAM

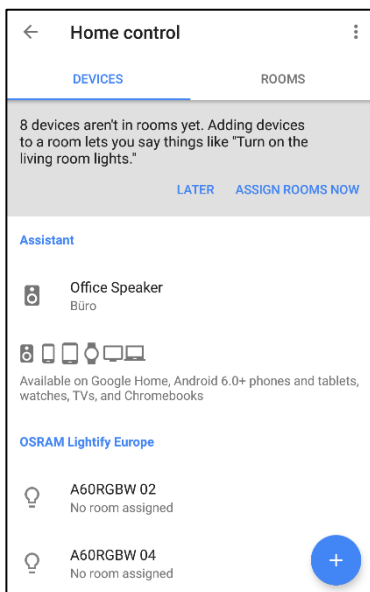
Operation Manual – Action on Google

How to add the new LIGHTIFY Action?

STEP 1: Open Google Home App menu



STEP 2: Open **Home control** in the menu

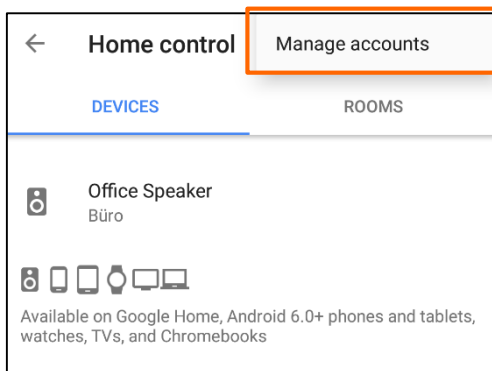


Light is OSRAM


Operation Manual – Action on Google

How to add the new LIGHTIFY Action?

STEP 3: Click on Manage accounts



STEP 4: Add the LIGHTIFY Action



For Europa please us the Action on Google „OSRAM Lightify Europa“

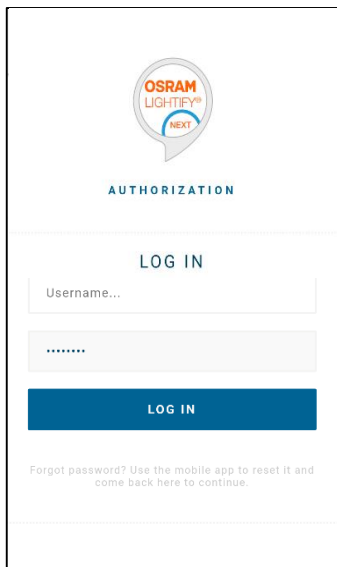
For North Amerika & all the other regions please us the Action on Google „OSRAM LIGHTIFY North America“

Light is OSRAM

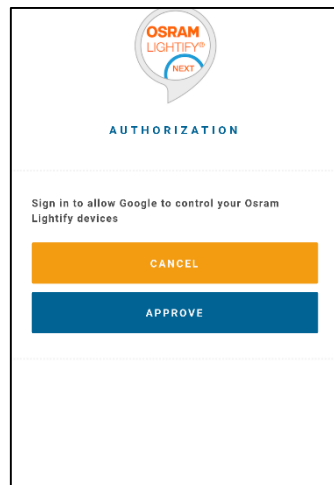
Operation Manual – Action on Google

How to add the new LIGHTIFY Action?

STEP 5: Provide LIGHTIFY credentials & confirm Login



Please use for the LIGHTIFY login email and password



STEP 6: Linking your OSRAM LIGHTIFY account

